



Toaster Solutions

*Cafeterias • Buffets • Supermarkets & Delis
Restaurants & Cafés • Clubs & Bars • Catering*



ITQ-1750-2C pg. 2



TPT-120 pg. 3



TQ-10 pg. 5



TQ-400 pg. 5



TQ-1800 pg. 5



TK-100 pg. 7



Intelligent Toast-Qwik®

Hatco's Intelligent Toast-Qwik® allows the operator to toast multiple products at the touch of the button, changing easily from bagels to croissants to Texas toast to hash browns, as well as melting cheese and finishing smaller food products. The unit can easily take the place of the current toasting platform and add versatility and future menu expansion, along with energy efficiency and cost savings.

- The conveyor toaster can operate in four (4) different modes:
 - ~ Continuous Through Put
 - ~ Select Single Item Mode
 - ~ In and Reverses Out Mode
 - ~ In, Pause, then Continues Through
- USB port located on the front allows for easy transfer of information, such as program changes and product usage information
- The ability to program up to twenty (20) product settings
- Hatco's patented ColorGuard Sensing System monitors and adjusts conveyor speed and temperature during high usage periods to ensure toast color uniformity
- Using Hatco's Spot-On® Technology, the toaster senses when product is placed on the conveyor and activates the unit
- Easy to clean, with removable crumb tray and collector ramp. There is minimal operator maintenance required, with self-cleaning elements and no maintenance motor and conveyor drives



ITQ-875-1C



ITQ-1000-1C



ITQ-1750-2C

INTELLIGENT CONVEYOR TOASTERS

Model	Voltage	Dimensions W x D x H	Watts	Amps	Capacity/ Minute†	Plug	Ship Weight
ITQ-875-1C	208	370 x 728 x 420 mm (14 ⁵ / ₈ " x 28 ³ / ₄ " x 16 ⁵ / ₈ ")	2700	13.0	15	NEMA 6-20P	39 kg (86 lbs.)
ITQ-875-1C	240	370 x 728 x 420 mm (14 ⁵ / ₈ " x 28 ³ / ₄ " x 16 ⁵ / ₈ ")	2700	11.3	15	NEMA 6-20P	39 kg (86 lbs.)
ITQ-1000-1C®	208-240	450 x 727 x 457 mm (17 ³ / ₈ " x 28 ⁵ / ₈ " x 18")	3230-4300	15.5-17.9	17	NEMA 6-30P	40 kg (89 lbs.)
ITQ-1000-1C†	230	450 x 727 x 457 mm (17 ³ / ₈ " x 28 ⁵ / ₈ " x 18")	3600	15.7	17	No Plug	40 kg (89 lbs.)
ITQ-1750-2C	208-240	505 x 728 x 420 mm (20" x 28 ¹ / ₁₆ " x 16 ⁵ / ₈ ")	4960	23.8-20.7	30	NEMA 6-30P	48 kg (106 lbs.)
ITQ-1750-2C†	230	505 x 728 x 420 mm (20" x 28 ¹ / ₁₆ " x 16 ⁵ / ₈ ")	4960	21.6	30	No Plug	48 kg (106 lbs.)

† Available with CE Mark.

† Toasting capacity may vary by product. Toasting of coated products not recommended.

® Unit is designed to operate on supply voltages between 208 and 240.

All Intelligent Conveyor Toaster Models Feature:

Opening Dimensions: **ITQ-875-1C:** 143 W x 56 H mm (5⁵/₈"W x 2¹/₄"H).

ITQ-1000-1C: 240 W x 51 H mm (9³/₈" x 2").

ITQ-1750-2C: Two (2) openings at 136 W x 57 H mm (5³/₈" x 2¹/₄").

Cord Location: A 1828 mm (6') cord – left center on back of unit.

OPTIONS (available at time of purchase only)

ITQ-L6-20	NEMA L6-20P Locking Cap in lieu of NEMA 6-20P
ITQ-L6-30	NEMA L6-30P Locking Cap in lieu of NEMA 6-30P
ITQ-SCHUKO	CEE 7/7 Schuko in lieu of No Plug (model ITQ-1000-1C with 230V only)

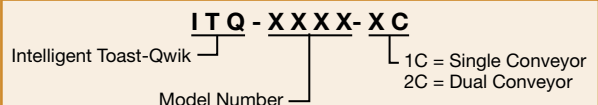
ACCESSORIES (available for purchase at any time)

Paddle, with high temp, non-stick coating –	
ITQ1C-PAD	229 mm (9") wide Food Paddle for ITQ-1000-1C model only
ITQ2C-PAD	127 mm (5") wide Food Paddle for ITQ-875-1C and ITQ-1750-2C models only
ITQ2CFEED175	Feed Ramp for ITQ-1750-2C model only



ITQ2C-PAD
Accessory

ALL INTELLIGENT TOAST-QWIK® METAL-SHEATHED HEATING ELEMENTS WARRANTED AGAINST BURNOUT AND BREAKAGE FOR TWO (2) YEARS.



Pop-Up Toasters

Perfect for self-serve areas and light volume applications, the Hatco Pop-Up Toasters provide even golden toasting of a variety of bread products. The durable stainless steel housing contains four extra wide self-centering slots with individual toasting controls and removable crumb tray.

- Evenly toasts a variety of bread products including bagels, Texas toast, waffles and English muffins
- All models have four (4) self-centering 32 mm (1¼") wide slots
- A selector switch for single- or double-sided toasting (excluding TPT-120)
- Durable stainless steel construction
- Individual toasting controls
- Removable crumb trays for easy cleaning
- 1829 mm (6') cord with plug



TPT-120



TPT-208 with selector switch for single- or double-sided toasting (excluding TPT-120)

POP-UP TOASTERS

Model	Dimensions W x D x H	Slot Openings W x H	Voltage	kW	Plug	Ship Weight
TPT-120	346 x 313 x 204 mm (13 ⁵ / ₈ " x 12 ³ / ₈ " x 8 ¹ / ₈ ")	32 x 140 mm (1 ¹ / ₄ " x 5 ¹ / ₂ ")	120	1.8	NEMA 5-15P	7 kg (15 lbs.)
TPT-208	346 x 313 x 204 mm (13 ⁵ / ₈ " x 12 ³ / ₈ " x 8 ¹ / ₈ ")	32 x 140 mm (1 ¹ / ₄ " x 5 ¹ / ₂ ")	208	2.6	NEMA 6-15P	7 kg (15 lbs.)
TPT-240	346 x 313 x 204 mm (13 ⁵ / ₈ " x 12 ³ / ₈ " x 8 ¹ / ₈ ")	32 x 140 mm (1 ¹ / ₄ " x 5 ¹ / ₂ ")	240	2.6	NEMA 6-15P	7 kg (15 lbs.)

All Pop-Up Toaster Models Feature:

Cord Location: A 1829 mm (6') cord – bottom, back center.

Pop-Up Toasters can be shipped Fed-Ex Ground or United Parcel Service.

TOASTER AMP RATINGS

Model	120V/1 Ø Amps	208V/1 Ø Amps	240V/1 Ø Amps
TPT-120	15.0	–	–
TPT-120	12.0	–	–
TPT-208	–	12.5	–
TPT-240	–	–	10.9

ONE (1) YEAR REPAIR OR REPLACEMENT WARRANTY,
CONTACT HATCO SERVICE FOR DETAILS.

TPT - XXX
Toaster Pop-Up Type | Voltage



Toast-Qwik® Conveyor Toasters

Hatco's industry-leading Toast-Qwik® Toasters have been completely redesigned to provide a great new look, easy to use touchscreen controller and increased production capabilities. They continue to provide the best reliability, flexibility and value of any conveyor toaster available!

- Patented ColorGuard Sensing System which monitors and adjusts conveyor speed to ensure consistent toast results - even in your busiest periods
- Dynamic new touchscreen controller that is easy to see and easier to use!
- Up to twelve (12) programmable settings for precise and instant product changes
- USB port for easy uploads of program changes and software updates
- Unique new toast delivery ramp moves your product to the storage tray each and every time
- Two-part "cool touch" crumb tray removes for easy cleaning
- 51 mm (2") high opening standard; 76 mm (3") high opening available on the TQ3-900H models for thicker bread products



TQ3-500 in optional Stainless Steel



TQ3-500 in optional Designer Warm Red



TQ3-900H in standard Designer Black

TOAST-QWIK® HORIZONTAL CONVEYOR TOASTERS

Model†	Dimensions (W x D x H) Height includes legs	Voltage 50/60Hz	Watts	Amps	Plug	Capacity/Minute†	Ship Weight
TQ3-400	374 x 524 x 435 mm (14¾" x 20⅝" x 17⅞")	120	1780	14.8	NEMA 5-15P	6-7 slices	25 kg (54 lbs.)
TQ3-500	374 x 524 x 435 mm (14¾" x 20⅝" x 17⅞")	208	2220	10.7	NEMA 6-15P	7-8 slices	25 kg (54 lbs.)
TQ3-500	374 x 524 x 435 mm (14¾" x 20⅝" x 17⅞")	240	2220	9.3	NEMA 6-15P	7-8 slices	25 kg (54 lbs.)
TQ3-500H	374 x 524 x 435 mm (14¾" x 20⅝" x 17⅞")	208	2220	10.7	NEMA 6-15P	7-8 slices	25 kg (54 lbs.)
TQ3-500H	374 x 524 x 435 mm (14¾" x 20⅝" x 17⅞")	240	2220	9.3	NEMA 6-15P	7-8 slices	25 kg (54 lbs.)
TQ3-900	374 x 524 x 435 mm (14¾" x 20⅝" x 17⅞")	208	3020	14.5	NEMA 6-20P	15 slices	25 kg (54 lbs.)
TQ3-900	374 x 524 x 435 mm (14¾" x 20⅝" x 17⅞")	240	3020	12.6	NEMA 6-20P	15 slices	25 kg (54 lbs.)
TQ3-900H	374 x 524 x 435 mm (14¾" x 20⅝" x 17⅞")	208	3020	14.5	NEMA 6-20P	15 slices	25 kg (54 lbs.)
TQ3-900H	374 x 524 x 435 mm (14¾" x 20⅝" x 17⅞")	240	3020	12.6	NEMA 6-20P	15 slices	25 kg (54 lbs.)

† CE Mark not available.

† Toasting capacity may vary by product. Toasting of coated products not recommended.

All Toast-Qwik® Horizontal Conveyor Toaster Models Feature:

Cord Location: A 1829 mm (6') cord – lower right corner on back of unit.

OPTIONS (available at time of purchase only)

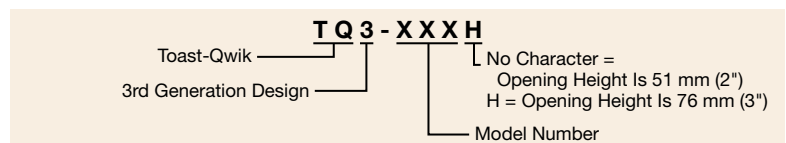
Designer Color Side Panels – Non-standard colors are non-returnable – Designer Black Standard –	
SS	Stainless Steel
WRED	Designer Warm Red
TQ3-30CORD	NEMA 6-30P Cord in lieu of standard Cord – excludes TQ3-400 model

ACCESSORIES (available for purchase at any time)

SSINSERT	Stainless Steel Toast Tray Insert
TQ3-RAMP	Extended Feed Ramp (adds 76 mm [3"])

COLORS AND FINISHES – PAGE 9

ONE (1) YEAR ON-SITE PARTS AND LABOR WARRANTY, PLUS ONE (1) ADDITIONAL YEAR PARTS-ONLY WARRANTY ON ALL TOAST-QWIK® METAL-SHEATHED HEATING ELEMENTS.



Toast-Qwik® Conveyor Toasters

Flexibility and performance are yours with the Hatco Toast-Qwik® conveyor toasters. These toasters produce perfect golden toasting, from 300 to 1800 slices per hour. The power save mode conserves energy during non-peak serving times.

- Instant and precise adjustment of toast color with electronic infinite controls that regulate top and bottom heat
- Patented ColorGuard Sensing System assures toast uniformity
- Opening height for H and HBA models is 76 mm (3"); for all other models, the opening height is 51 mm (2")
- Insulation and an interior fan provide cool surface temperatures
- Efficient design of front or rear discharge allows unit to be placed where it is most convenient – for sending product to the operator side or to the customer/server side
- TQ-1800 Series are 3-slice wide
- **BA models toast one side only and are for bagels and buns, cut side up**



TQ-10



TQ-800HBA

HORIZONTAL CONVEYOR TOASTERS

Model†	Dimensions (W x D x H) <i>Height includes legs</i>	Opening Dimensions W x H	Voltage	kW	Capacity/ Minute†	Ship Weight
TQ-10	368 x 451 x 349 mm (14½" x 17¾" x 13¾")	254 x 51 mm (10" x 2")	120, 208, 220, 240	1.8	5 slices	19 kg (42 lbs.)
TQ-400	368 x 451 x 378 mm (14½" x 17¾" x 14⅞")*	254 x 51 mm (10" x 2")	120, 220, 240	1.8	6 slices	21 kg (46 lbs.)
TQ-400	368 x 451 x 378 mm (14½" x 17¾" x 14⅞")*	254 x 51 mm (10" x 2")	208	2.2	6 slices	21 kg (46 lbs.)
TQ-400BA▼	368 x 451 x 403 mm (14½" x 17¾" x 15⅞")	254 x 51 mm (10" x 2")	120, 208, 220, 240	1.9	6 slices	21 kg (46 lbs.)
TQ-400H	368 x 578 x 422 mm (14½" x 22¾" x 16⅝")*	254 x 76 mm (10" x 3")	208, 220, 240	2.2	6 slices	21 kg (46 lbs.)
TQ-800	368 x 578 x 422 mm (14½" x 22¾" x 16⅝")*	254 x 51 mm (10" x 2")	208, 220, 240	3.3	14 slices	28 kg (62 lbs.)
TQ-800BA▼	368 x 578 x 422 mm (14½" x 22¾" x 16⅝")*	254 x 51 mm (10" x 2")	208, 220, 240	3.3	14 slices	28 kg (62 lbs.)
TQ-800H	368 x 578 x 422 mm (14½" x 22¾" x 16⅝")*	254 x 76 mm (10" x 3")	208, 220, 240	3.3	13 slices	28 kg (62 lbs.)
TQ-800HBA▼	368 x 578 x 422 mm (14½" x 22¾" x 16⅝")*	254 x 76 mm (10" x 3")	208, 220, 240	3.3	13 slices	28 kg (62 lbs.)

Toasts Three Slices Wide

TQ-1800	470 x 577 x 421 mm (18½" x 22¾" x 16⅝")	367 x 51 mm (14½" x 2")	220, 240	4.4	30 slices	33 kg (73 lbs.)
TQ-1800BA▼	470 x 577 x 421 mm (18½" x 22¾" x 16⅝")	367 x 51 mm (14½" x 2")	220, 240	4.6	30 slices	33 kg (73 lbs.)
TQ-1800H	470 x 577 x 421 mm (18½" x 22¾" x 16⅝")	367 x 76 mm (14½" x 3")	220, 240	4.7	20 slices	33 kg (73 lbs.)
TQ-1800HBA▼	470 x 577 x 421 mm (18½" x 22¾" x 16⅝")	367 x 76 mm (14½" x 3")	220, 240	4.6	20 slices	33 kg (73 lbs.)

‡ 220V, 240V available with CE Mark.

† Toasting capacity may vary by product. Toasting of coated products not recommended.

* TQ-400 and TQ-400BA, add 64 mm (2½") to depth if using tray extension in rear.

TQ-800, TQ-800BA, TQ-800H, TQ-800HBA, TQ-1800, TQ-1800BA, TQ-1800H and TQ-1800HBA, add 165 mm (6½") to depth if using tray extension in rear.

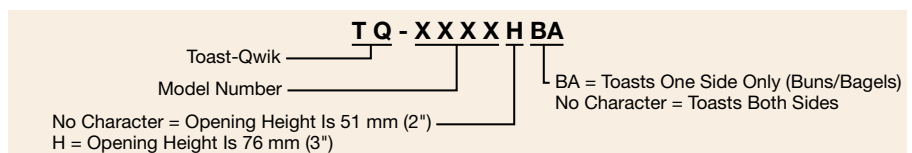
▼ BA models toast one side only and are for bagels and buns, cut side up.

All Horizontal Conveyor Toaster Models Feature:

Cord Location: A 1829 (6") cord – lower right corner on back of unit.

OPTIONS AND ACCESSORIES – PAGE 6

ALL TOAST-QWIK® METAL-SHEATHED HEATING ELEMENTS
WARRANTED AGAINST BURNOUT AND BREAKAGE FOR TWO (2) YEARS.





TQ-800H

OPTIONS (available at time of purchase only, excludes TQ-10)

TQ-PWR-A Automatic Power Save Mode (switches to Power Save Mode after 30 minutes of inactivity)

ACCESSORIES (available for purchase at any time)

TQRAMP Additional Extended Feed Guide (adds 76 mm [3"] – not available on TQ-1800 models)

TQ2-SECURITY Control Cover and Bracket (not available on TQ-1800 models)



TQ-800 with TQ2-SECURITY
accessory security control cover

TOAST-QWIK® CONVEYOR TOASTER AMP RATINGS

Model	120V	208V	220V	240V	240V
	60Hz/1 Ø Amps	60Hz/1 Ø Amps	50Hz/1 Ø Amps	50Hz/1 Ø Amps	60Hz/1 Ø Amps
TQ-10	15.0	8.8	8.5	9.3	7.6
TQ-400	14.9	10.7	8.5	9.2	9.3
TQ-400BA	14.8	9.0	8.0	8.8	7.8
TQ-400H	-	10.7	9.7	9.2	7.6
TQ-800	-	16.0	13.8	15.1	13.9
TQ-800BA	-	16.0	12.8	14.0	13.9
TQ-800H	-	15.8	13.8	15.1	13.7
TQ-800HBA	-	15.8	12.8	14.0	13.7
TQ-1800	-	21.4	17.0	18.5	18.5
TQ-1800BA	-	22.4	17.5	19.1	19.1
TQ-1800H	-	22.0	17.8	19.4	19.4
TQ-1800HBA	-	22.0	17.5	19.1	19.1



High Watt Conveyor Toasters

Hatco High Watt Conveyor Toasters toast high moisture content bread products to a rich golden color. All models feature metal sheathed heating elements and most include cord and plug. Toast King toasters are shipped with speed control and manual advance.

- Toasts a variety of high moisture content bread products
- Full insulation for cooler operation
- Multiple metal sheathed toasting elements

- Toast storage area keeps bread warm and dry
- Capacity of 240 to 1080 slices per hour



TQ-805



TK-105

HIGH WATT CONVEYOR TOASTERS

Model†	Dimensions W x D* x H	kW	Capacity/ Minute†	Basket Size	Ship Weight
TQ-15	368 x 451 x 349 mm (14½" x 17¾" x 13¾")	2.2	4 slices	—	19 kg (42 lbs.)
TQ-405	368 x 451 x 378 mm (14½" x 17¾" x 14⅞")*	2.3	6 slices	—	22 kg (48 lbs.)
TQ-805	368 x 578 x 422 mm (14½" x 22¾" x 16⅝")*	3.6	12 slices	—	24 kg (52 lbs.)
Includes Manual Advance and Speed Control					
TK-75	445 x 448 x 838 mm (17½" x 17⅞" x 33")*	4.6	12 slices	254 W x 117 H mm (10" x 4⅝")	35 kg (76 lbs.)
TK-105	559 x 448 x 838 mm (22" x 17⅞" x 33")*	7.5	18 slices	368 W x 117 H mm (14½" x 4⅝")	40 kg (88 lbs.)

‡ Available with CE Mark.

* Tray extends 165 mm (6½") rear for TQ-405 and TQ-805, and 89 mm (3½") front for TK-75 and TK-105.

† Toasting capacity may vary by product. Toasting of coated products not recommended.

All High Watt Conveyor Toaster Models Feature:

Voltage: TQ-805: 240, 50Hz, single phase.

TQ-405, TQ-15, TK-75, TK-105: 220 or 240, 50Hz, single phase.

Max. Product Size: TQ-405, TQ-805: 244 W x 44 H mm (9⅝" x 1¾").

Max. Product Thickness: TK-75, TK-105: 32 mm (1¼").

Cord Location: TQ Models: Lower right corner on back of unit.

TK Models: Lower left side on back of unit.

ACCESSORIES (available for purchase at any time)

4" LEGS	Four (4) 102 mm (4") Adjustable Legs – TK models only
TQRAMP	Extends Feed Guide 76 mm (3") longer – TQ models only

ALL TOASTER METAL-SHEATHED HEATING ELEMENTS
WARRANTED AGAINST BURNOUT AND BREAKAGE FOR TWO (2) YEARS.

TQ - XXX
Toast-Qwik ———— Model Number

TK - XXX
Toast King ———— Model Number



Paint Chip Sample Colors

DESIGNER COLORS



Warm Red



Black

**Colors are a representation and may not exactly match our colors.
Consult factory for possible color matching options on these colors.
Non-standard colors are non-returnable.**

To order a Hatco Paint Chip & Stone Sample Colors Sheet, visit www.hatcocorp.com / *Order Literature* / *Sales Literature* / *Sell Sheets*.

Sturgeon Bay, WI 54235 U.S.A. Telephone: (414) 671-6350 hatcocorp.com



Scan with web-enabled
mobile device to visit
www.hatcocorp.com

Hatco Corporation

P.O. BOX 340500 | Milwaukee, WI 53234-0500 USA

800-558-0607 | 414-671-6350

www.hatcocorp.com | support@hatcocorp.com