



# Portable Solutions

*Cafeterias • Buffets • Convenience Stores  
Supermarkets & Delis • Restaurants & Cafés  
Clubs & Bars • Catering • Concessions*



**LW-2** in standard *Designer* Gray Granite with accessory food pans *pg. 2*



**GRSSR** with optional 76 or 127 mm (3" or 5") risers *pg. 4*



**GRSSR20-DL77516** with standard Night Sky simulated stone heated base *pg. 4*



**GRS-72-I** with accessory food pans *pg. 6*



**GR2S-30** with optional *Designer* Hunter Green inset panels and accessory pizza pans *pg. 8*



**GRSS-3618** in optional Bermuda Sand simulated stone *pg. 9*



**HBG-2418** *pg. 10*



**GRHW-1SG** *pg. 11*



**GRBW-72** Two units side by side *pg. 12*



### Portable Lamp Warmer

The portable Hatco Lamp Warmer has a specially designed stand that keeps food holding pans above the countertop and provides insulation to extend holding times.

- Features two (2) vented lamps with heavy-duty sockets
- Adjustable stand from 619 to 772 mm (24<sup>3</sup>/<sub>8</sub>" to 30<sup>3</sup>/<sub>8</sub>" in height
- Cord & plug set with in-line power switch

- Optional *Designer* colors: Warm Red, Black, Gray Granite, White Granite, Navy Blue, Hunter Green, Antique Copper – non-standard colors are non-returnable
- Holds food pans, wire trivets and fry ribbons



LW-2 with optional Designer color and accessory food pans

#### PORTABLE LAMP WARMER

Model†	Dimensions	Watts	Ship Weight
	W x D x H		
LW-2	314 x 548 x 619-772 mm (12 <sup>3</sup> / <sub>8</sub> " x 21 <sup>5</sup> / <sub>8</sub> " x 24 <sup>3</sup> / <sub>8</sub> -30 <sup>3</sup> / <sub>8</sub> "	500	8 kg (18 lbs.)

† 220V, 240V available with CE Mark.

#### All Portable Lamp Warmer Models Feature:

Voltage: 120, 220 or 240, single phase.

Bulbs: Two (2) 250 watt clear bulbs, uncoated.

Cord Location: Back of adjustable stand near top.

Lamp Distance: 267 x 419 mm (10<sup>1</sup>/<sub>2</sub>"-16<sup>1</sup>/<sub>2</sub>" ) space from bottom of lamp to base.

#### OPTIONS (available at time of purchase only)

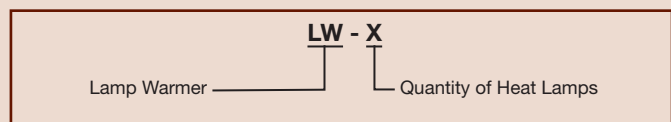

Designer Colors – Non-standard colors are non-returnable – Gray Granite Standard –

RED	Warm Red
BLACK	Black
GRAY	Gray Granite
WHITE	White Granite
NAVY	Navy Blue
GREEN	Hunter Green
COPPER	Antique Copper

#### ACCESSORIES (available for purchase at any time)

5PLTBOX	Five-Pleat Hardcoated French Fry Box Ribbon – 19 <sup>1</sup> / <sub>4</sub> "W x 9 <sup>1</sup> / <sub>4</sub> "D x 2"H
8PLTBAG	Eight-Pleat Hardcoated French Fry Bag Ribbon – 19 <sup>1</sup> / <sub>4</sub> "W x 9 <sup>1</sup> / <sub>4</sub> "D x 2"H
FHS4BOX	Four-Pleat Hardcoated Fry Box Ribbon – 10 <sup>3</sup> / <sub>4</sub> "W x 5"D x 1 <sup>3</sup> / <sub>8</sub> "H
FHS5BAG	Five-Pleat Hardcoated Fry Bag Ribbon – 11 <sup>1</sup> / <sub>4</sub> "W x 5"D x 1 <sup>7</sup> / <sub>8</sub> "H
FHS5BOX	Five-Pleat Hardcoated Fry Box Ribbon – 17 <sup>1</sup> / <sub>2</sub> "W x 5"D x 1 <sup>7</sup> / <sub>8</sub> "H
FHS7BAG	Seven-Pleat Hardcoated Fry Bag Ribbon – 17 <sup>1</sup> / <sub>2</sub> "W x 5"D x 1 <sup>7</sup> / <sub>8</sub> "H
WHITE-CTD-240	240V, 250 Watt Clear Bulb, Coated (unit accommodates two [2] Bulbs)
WHITE-CTD-120	120V, 250 Watt Clear Bulb, Coated (unit accommodates two [2] Bulbs)
RED-UCTD-120	120V, 250 Watt Red Bulb, Uncoated (unit accommodates two [2] Bulbs)
RED-CTD-120	120V, 250 Watt Red Bulb, Coated (unit accommodates two [2] Bulbs)

FOOD PANS AND TRIVETS – PAGE 14  
COLORS AND FINISHES – PAGE 14



## Portable Round Heated Shelves

The contemporary-styled Round Heated Shelf keeps hot food at serving temperatures. Ideal when used for wrapped product or for use behind a sneeze guard with unwrapped food like pizza, biscuits, muffins and cookies.

- Unit is designed for countertop or built-in use – see cutout dimensions shown below
- Uniform heat distribution with blanket-type element
- Thermostatically-controlled heated base
- Available in three (3) sizes to hold standard 381, 432 or 483 mm (15", 17" or 19") diameter pans
- Optional stainless steel trim



GRSR-17 in optional *Designer* Navy Blue with accessory food pan



GRSR-19 in optional *Designer* Hunter Green with accessory pizza pan

### PORTABLE ROUND HEATED SHELVES

Model†	Dimensions Dia. x H	Max. Pan Size	Watts	Ship Weight
GRSR-15	425 x 98 mm (16 <sup>3</sup> / <sub>8</sub> " x 3 <sup>7</sup> / <sub>8</sub> " )	381 mm (15") Dia.	250	6 kg (12 lbs.)
GRSR-17	476 x 98 mm (18 <sup>3</sup> / <sub>4</sub> " x 3 <sup>7</sup> / <sub>8</sub> " )	432 mm (17") Dia.	325	7 kg (14 lbs.)
GRSR-19	527 x 98 mm (20 <sup>3</sup> / <sub>4</sub> " x 3 <sup>7</sup> / <sub>8</sub> " )	483 mm (19") Dia.	400	8 kg (17 lbs.)

† 220V, 240V available with CE Mark.

**All Portable Round Heated Shelf Models Feature:**  
Voltage: 120, 220 or 240, single phase.  
Cord Location: Underneath.

### OPTIONS (available at time of purchase only)

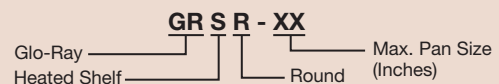
<i>Designer Colors – Non-standard colors are non-returnable – Black Standard –</i>	
<b>RED</b>	Warm Red
<b>BLACK</b>	Black
<b>GRAY</b>	Gray Granite
<b>WHITE</b>	White Granite
<b>NAVY</b>	Navy Blue
<b>GREEN</b>	Hunter Green
<b>COPPER</b>	Antique Copper
<b>SS SIDE</b>	Stainless Steel Side

**FOOD PANS AND TRIVETS – PAGE 14**  
**COLORS AND FINISHES – PAGE 14**

### PORTABLE ROUND HEATED SHELVES COUNTERTOP CUTOUT DIMENSIONS (For Built-in Applications)

Model	Minimum Diameter	Maximum Diameter	Below Counter
GRSR-15	410 mm (16 <sup>1</sup> / <sub>8</sub> " )	413 mm (16 <sup>1</sup> / <sub>4</sub> " )	137 mm (5 <sup>3</sup> / <sub>8</sub> " )
GRSR-17	460 mm (18 <sup>1</sup> / <sub>8</sub> " )	464 mm (18 <sup>1</sup> / <sub>4</sub> " )	137 mm (5 <sup>3</sup> / <sub>8</sub> " )
GRSR-19	511 mm (20 <sup>1</sup> / <sub>8</sub> " )	514 mm (20 <sup>1</sup> / <sub>4</sub> " )	137 mm (5 <sup>3</sup> / <sub>8</sub> " )

ALL HATCO BLANKET HEATING ELEMENTS WARRANTED AGAINST BURNOUT FOR ONE (1) YEAR.







### Glo-Ray® Portable Round Heated Simulated Stone Shelves

Hatco's Glo-Ray® Portable Heated Simulated Stone Shelves are made of foodsafe materials and are offered in three (3) colors. These unique warmers will safely hold food hot while blending in with your décor and are ideal for buffet lines or as hors d'oeuvre displays.

- Blanket-type element creates uniform heat across the entire simulated stone surface
- Features a lighted rocker switch and a thermostatically-controlled heated base to help hold your food hot and delicious
- Optional 76 mm (3") or 127 mm (5") risers available in stainless steel (standard) or Designer colors
- Models with simulated stone are Swanstone®

**GRSSR-16** in standard Night Sky simulated stone with optional 76 mm (3") riser in Designer color



**GRSSR-18** in standard Night Sky simulated stone with optional 127 mm (5") riser in Designer color

**GRSSR20-DL77516** in standard Night Sky simulated stone with standard Designer Black base and lamp



**GRSSR-20** in standard Night Sky simulated stone

#### PORTABLE ROUND HEATED SIMULATED STONE SHELVES

Model†	Dimensions	Watts	Ship Weight
	Dia. x H		
GRSSR-16	406 x 67 mm (16" x 2 <sup>5</sup> / <sub>8</sub> ")	250	7 kg (14 lbs.)
GRSSR-18	457 x 67 mm (18" x 2 <sup>5</sup> / <sub>8</sub> ")	325	8 kg (16 lbs.)
GRSSR-20	508 x 67 mm (20" x 2 <sup>5</sup> / <sub>8</sub> ")	400	9 kg (18 lbs.)

#### PORTABLE ROUND HEATED SIMULATED STONE SHELF WITH DECORATIVE LAMP

Model†	Dimensions	Watts	Ship Weight
	W x D x H		
GRSSR16-DL77516	406 x 521 x 914 mm (16" x 20 <sup>1</sup> / <sub>2</sub> " x 36")	500	13 kg (27 lbs.)
GRSSR18-DL77516	457 x 546 x 914 mm (18" x 21 <sup>1</sup> / <sub>2</sub> " x 36")	575	14 kg (30 lbs.)
GRSSR20-DL77516	508 x 572 x 914 mm (20" x 22 <sup>1</sup> / <sub>2</sub> " x 36")	650	15 kg (32 lbs.)

† 220V, 240V available with CE Mark.

#### All Round Heated Simulated Stone Shelf Models with Decorative Lamp Feature:

**Voltage:** 120, 220, 240 single phase.

**Bulb:** One (1) 250 Watt clear bulb, uncoated.

**Temperature Range:** 38°-93°C (100°-200°F).

**Cord Location:** Back side on base.

**Lamp Distance:** 415 mm (16<sup>1</sup>/<sub>4</sub>") space from bottom of shade to base.

#### OPTIONS AND ACCESSORIES – PAGE 5





GRSSR20-DL77516 in optional Granite Gray simulated stone

**OPTIONS** (available at time of purchase only)

*Designer Color for Base – GRSSRxx-DL77516 models and GRSSR only – Non-standard colors are non-returnable – Black Standard –*

<b>RED</b>	Warm Red	<b>GRAY</b>	Gray Granite	<b>NAVY</b>	Navy Blue	<b>COPPER</b>	Antique Copper
<b>BLACK</b>	Black	<b>WHITE</b>	White Granite	<b>GREEN</b>	Hunter Green		

*Simulated Stone Colors – Non-standard colors are non-returnable – Night Sky Standard –*

<b>SS-GGRAN</b>	Gray Granite	<b>SS-BSAND</b>	Bermuda Sand	<b>SS-NSKY</b>	Night Sky
-----------------	--------------	-----------------	--------------	----------------	-----------

*76 mm (3") Risers (not available on the GRSSRxx-DL77516 models) – Available in Designer Colors – Non-standard colors are non-returnable – Stainless Steel Standard –*

<b>3RISER16</b>	GRSSR-16
<b>3RISER18</b>	GRSSR-18
<b>3RISER20</b>	GRSSR-20

*127 mm (5") Risers (not available on the GRSSRxx-DL77516 models) – Available in Designer Colors – Non-standard colors are non-returnable – Stainless Steel Standard –*

<b>5RISER16</b>	GRSSR-16
<b>5RISER18</b>	GRSSR-18
<b>5RISER20</b>	GRSSR-20

**ACCESSORIES** (available for purchase at any time)

<b>WHITE-CTD-240</b>	240V, 250 Watt Clear Bulb, Coated (GRSSRxx-DL77516 models accommodate one [1] Bulb)
<b>WHITE-CTD-120</b>	120V, 250 Watt Red Bulb, Coated (GRSSRxx-DL77516 models accommodate one [1] Bulb)

**COLORS AND FINISHES – PAGE 14**



## Glo-Ray® Portable Heated Shelves

Whether you need a heated workspace or extra base heat in a pass-through or buffet area, Hatco's full line of Glo-Ray® Heated Shelf options can help you. Using a blanket heating element for an even temperature, the thermostatically-controlled base safely extends the holding time of your food.

Flexibility, style and quality mark these workhorses of the buffet. Available in a variety of widths and depths to meet your specific needs.

- Uniform heat distribution with a blanket-type element
- Built-in adjustable thermostat controls surface temperature
- Extruded aluminum base with stainless steel top – optional hardcoated aluminum surface
- Accessory 102 mm (4") legs – standard on 914 mm (36") and wider models

- Accessory slant leg kit and pan rail
- Model widths from 18" to 72"
- Model depths: 152, 197, 248, 305, 349, 394, 400, 445, 495, 546, 597, 648 mm (6", 7<sup>3</sup>/<sub>4</sub>", 9<sup>3</sup>/<sub>4</sub>", 12", 13<sup>3</sup>/<sub>4</sub>", 15<sup>1</sup>/<sub>2</sub>", 15<sup>3</sup>/<sub>4</sub>", 17<sup>1</sup>/<sub>2</sub>", 19<sup>1</sup>/<sub>2</sub>", 21<sup>1</sup>/<sub>2</sub>", 23<sup>1</sup>/<sub>2</sub>", 25<sup>1</sup>/<sub>2</sub>")
- Optional *Designer* colors: Warm Red, Black, Gray Granite, White Granite, Navy Blue, Hunter Green, Antique Copper – non-standard colors are non-returnable



GRS-30-I in optional *Designer* color with accessory pan rail and food pans

### PORTABLE HEATED SHELVES

Model†	Dimensions W x H	Watts 120V	Ship Weight
<b>495 mm (19½") Depth I – Standard 495 mm (19½") Depth Accommodates 305 x 508 mm (12" x 20") Steam Table Pans</b>			
GRS-18-I	457 x 59 mm (18" x 2 <sup>3</sup> / <sub>8</sub> ")	272	7 kg (16 lbs.)
GRS-24-I	610 x 59 mm (24" x 2 <sup>3</sup> / <sub>8</sub> ")	380	9 kg (20 lbs.)
GRS-30-I	762 x 59 mm (30" x 2 <sup>3</sup> / <sub>8</sub> ")	490	11 kg (25 lbs.)
GRS-36-I	914 x 137 mm (36" x 5 <sup>3</sup> / <sub>8</sub> ")	598	13 kg (28 lbs.)
GRS-42-I	1067 x 137 mm (42" x 5 <sup>3</sup> / <sub>8</sub> ")	652	15 kg (32 lbs.)
GRS-48-I	1219 x 137 mm (48" x 5 <sup>3</sup> / <sub>8</sub> ")	760	16 kg (36 lbs.)
GRS-54-I	1372 x 137 mm (54" x 5 <sup>3</sup> / <sub>8</sub> ")	870	19 kg (42 lbs.)
GRS-60-I	1524 x 137 mm (60" x 5 <sup>3</sup> / <sub>8</sub> ")	980	20 kg (44 lbs.)
GRS-66-I	1676 x 137 mm (66" x 5 <sup>3</sup> / <sub>8</sub> ")	1088	23 kg (50 lbs.)
GRS-72-I	1829 x 137 mm (72" x 5 <sup>3</sup> / <sub>8</sub> ")	1196	25 kg (56 lbs.)

#### 152 mm (6") Depth A

GRS-18-A	457 x 59 mm (18" x 2 <sup>3</sup> / <sub>8</sub> ")	109	5 kg (10 lbs.)
GRS-24-A	610 x 59 mm (24" x 2 <sup>3</sup> / <sub>8</sub> ")	136	5 kg (12 lbs.)
GRS-30-A	762 x 59 mm (30" x 2 <sup>3</sup> / <sub>8</sub> ")	163	6 kg (14 lbs.)
GRS-36-A	914 x 137 mm (36" x 5 <sup>3</sup> / <sub>8</sub> ")	190	7 kg (16 lbs.)
GRS-42-A	1067 x 137 mm (42" x 5 <sup>3</sup> / <sub>8</sub> ")	245	9 kg (19 lbs.)
GRS-48-A	1219 x 137 mm (48" x 5 <sup>3</sup> / <sub>8</sub> ")	272	9 kg (20 lbs.)
GRS-54-A	1372 x 137 mm (54" x 5 <sup>3</sup> / <sub>8</sub> ")	299	10 kg (22 lbs.)
GRS-60-A	1524 x 137 mm (60" x 5 <sup>3</sup> / <sub>8</sub> ")	326	11 kg (24 lbs.)
GRS-66-A	1676 x 137 mm (66" x 5 <sup>3</sup> / <sub>8</sub> ")	353	12 kg (26 lbs.)
GRS-72-A	1829 x 137 mm (72" x 5 <sup>3</sup> / <sub>8</sub> ")	380	13 kg (28 lbs.)

#### 197 mm (7¾") Depth B

GRS-18-B	457 x 59 mm (18" x 2 <sup>3</sup> / <sub>8</sub> ")	109	5 kg (10 lbs.)
GRS-24-B	610 x 59 mm (24" x 2 <sup>3</sup> / <sub>8</sub> ")	136	5 kg (12 lbs.)
GRS-30-B	762 x 59 mm (30" x 2 <sup>3</sup> / <sub>8</sub> ")	163	6 kg (14 lbs.)
GRS-36-B	914 x 137 mm (36" x 5 <sup>3</sup> / <sub>8</sub> ")	190	7 kg (16 lbs.)
GRS-42-B	1067 x 137 mm (42" x 5 <sup>3</sup> / <sub>8</sub> ")	245	9 kg (19 lbs.)
GRS-48-B	1219 x 137 mm (48" x 5 <sup>3</sup> / <sub>8</sub> ")	272	9 kg (20 lbs.)
GRS-54-B	1372 x 137 mm (54" x 5 <sup>3</sup> / <sub>8</sub> ")	299	10 kg (22 lbs.)
GRS-60-B	1524 x 137 mm (60" x 5 <sup>3</sup> / <sub>8</sub> ")	326	11 kg (24 lbs.)
GRS-66-B	1676 x 137 mm (66" x 5 <sup>3</sup> / <sub>8</sub> ")	353	12 kg (26 lbs.)
GRS-72-B	1829 x 137 mm (72" x 5 <sup>3</sup> / <sub>8</sub> ")	380	13 kg (28 lbs.)

† 220V, 240V available with CE Mark.

#### All Portable Heated Shelf Models Feature:

Voltage: 120, 220 or 240, single phase.

Pan Capacity (12" x 20"): GRS-18-I, -24-I = 1-pan.  
 GRS-30-I, -36-I = 2-pan.  
 GRS-42-I, -48-I = 3-pan.  
 GRS-54-I, -60-I = 4-pan.  
 GRS-66-I, -72-I = 5-pan.

Cord Location: Center of side with controls.

### OPTIONS AND ACCESSORIES – PAGE 8

### PORTABLE HEATED SHELVES

Model†	Dimensions W x H	Watts 120V	Ship Weight
<b>197 mm (7¾") Depth C</b>			
GRS-18-C	457 x 59 mm (18" x 2 <sup>3</sup> / <sub>8</sub> ")	136	5 kg (10 lbs.)
GRS-24-C	610 x 59 mm (24" x 2 <sup>3</sup> / <sub>8</sub> ")	190	5 kg (12 lbs.)
GRS-30-C	762 x 59 mm (30" x 2 <sup>3</sup> / <sub>8</sub> ")	245	6 kg (14 lbs.)
GRS-36-C	914 x 137 mm (36" x 5 <sup>3</sup> / <sub>8</sub> ")	299	7 kg (16 lbs.)
GRS-42-C	1067 x 137 mm (42" x 5 <sup>3</sup> / <sub>8</sub> ")	326	9 kg (19 lbs.)
GRS-48-C	1219 x 137 mm (48" x 5 <sup>3</sup> / <sub>8</sub> ")	380	9 kg (20 lbs.)
GRS-54-C	1372 x 137 mm (54" x 5 <sup>3</sup> / <sub>8</sub> ")	435	10 kg (22 lbs.)
GRS-60-C	1524 x 137 mm (60" x 5 <sup>3</sup> / <sub>8</sub> ")	490	11 kg (24 lbs.)
GRS-66-C	1676 x 137 mm (66" x 5 <sup>3</sup> / <sub>8</sub> ")	544	12 kg (26 lbs.)
GRS-72-C	1829 x 137 mm (72" x 5 <sup>3</sup> / <sub>8</sub> ")	598	13 kg (28 lbs.)

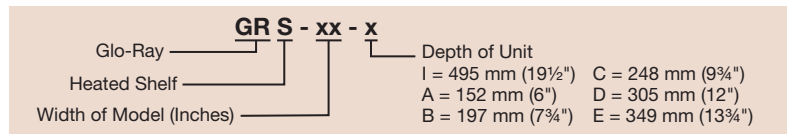
#### 305 mm (12") Depth D

GRS-18-D	457 x 59 mm (18" x 2 <sup>3</sup> / <sub>8</sub> ")	218	5 kg (12 lbs.)
GRS-24-D	610 x 59 mm (24" x 2 <sup>3</sup> / <sub>8</sub> ")	272	6 kg (14 lbs.)
GRS-30-D	762 x 59 mm (30" x 2 <sup>3</sup> / <sub>8</sub> ")	326	8 kg (17 lbs.)
GRS-36-D	914 x 137 mm (36" x 5 <sup>3</sup> / <sub>8</sub> ")	380	9 kg (20 lbs.)
GRS-42-D	1067 x 137 mm (42" x 5 <sup>3</sup> / <sub>8</sub> ")	490	10 kg (23 lbs.)
GRS-48-D	1219 x 137 mm (48" x 5 <sup>3</sup> / <sub>8</sub> ")	544	12 kg (26 lbs.)
GRS-54-D	1372 x 137 mm (54" x 5 <sup>3</sup> / <sub>8</sub> ")	598	13 kg (29 lbs.)
GRS-60-D	1524 x 137 mm (60" x 5 <sup>3</sup> / <sub>8</sub> ")	652	15 kg (32 lbs.)
GRS-66-D	1676 x 137 mm (66" x 5 <sup>3</sup> / <sub>8</sub> ")	706	16 kg (35 lbs.)
GRS-72-D	1829 x 137 mm (72" x 5 <sup>3</sup> / <sub>8</sub> ")	760	17 kg (37 lbs.)

#### 349 mm (13¾") Depth E

GRS-18-E	457 x 59 mm (18" x 2 <sup>3</sup> / <sub>8</sub> ")	218	6 kg (13 lbs.)
GRS-24-E	610 x 59 mm (24" x 2 <sup>3</sup> / <sub>8</sub> ")	272	7 kg (16 lbs.)
GRS-30-E	762 x 59 mm (30" x 2 <sup>3</sup> / <sub>8</sub> ")	326	9 kg (19 lbs.)
GRS-36-E	914 x 137 mm (36" x 5 <sup>3</sup> / <sub>8</sub> ")	380	10 kg (22 lbs.)
GRS-42-E	1067 x 137 mm (42" x 5 <sup>3</sup> / <sub>8</sub> ")	490	11 kg (25 lbs.)
GRS-48-E	1219 x 137 mm (48" x 5 <sup>3</sup> / <sub>8</sub> ")	544	13 kg (28 lbs.)
GRS-54-E	1372 x 137 mm (54" x 5 <sup>3</sup> / <sub>8</sub> ")	598	14 kg (31 lbs.)
GRS-60-E	1524 x 137 mm (60" x 5 <sup>3</sup> / <sub>8</sub> ")	652	15 kg (34 lbs.)
GRS-66-E	1676 x 137 mm (66" x 5 <sup>3</sup> / <sub>8</sub> ")	706	17 kg (37 lbs.)
GRS-72-E	1829 x 137 mm (72" x 5 <sup>3</sup> / <sub>8</sub> ")	760	18 kg (40 lbs.)

ALL GLO-RAY® BLANKET HEATING ELEMENTS  
 WARRANTED AGAINST BURNOUT FOR ONE (1) YEAR.





**Glo-Ray® Portable Heated Shelves continued**



GRS-60-I



GRS-30-I in optional *Designer* color with accessory food pans, shown below a **GRAH-36** Strip Heater

**PORTABLE HEATED SHELVES**

Model†	Dimensions W x H	Watts 120V	Ship Weight
<b>394 mm (15½") depth F</b>			
GRS-18-F	457 x 59 mm (18" x 2⅜")	218	6 kg (14 lbs.)
GRS-24-F	610 x 59 mm (24" x 2⅜")	272	8 kg (17 lbs.)
GRS-30-F	762 x 59 mm (30" x 2⅜")	326	10 kg (21 lbs.)
GRS-36-F	914 x 137 mm (36" x 5⅝")	380	11 kg (25 lbs.)
GRS-42-F	1067 x 137 mm (42" x 5⅝")	490	13 kg (29 lbs.)
GRS-48-F	1219 x 137 mm (48" x 5⅝")	544	15 kg (33 lbs.)
GRS-54-F	1372 x 137 mm (54" x 5⅝")	598	17 kg (37 lbs.)
GRS-60-F	1524 x 137 mm (60" x 5⅝")	652	18 kg (40 lbs.)
GRS-66-F	1676 x 137 mm (66" x 5⅝")	706	19 kg (42 lbs.)
GRS-72-F	1829 x 137 mm (72" x 5⅝")	760	20 kg (43 lbs.)

**400 mm (15¾") depth G**

GRS-18-G	457 x 59 mm (18" x 2⅜")	245	6 kg (14 lbs.)
GRS-24-G	610 x 59 mm (24" x 2⅜")	326	8 kg (17 lbs.)
GRS-30-G	762 x 59 mm (30" x 2⅜")	408	10 kg (21 lbs.)
GRS-36-G	914 x 137 mm (36" x 5⅝")	489	11 kg (25 lbs.)
GRS-42-G	1067 x 137 mm (42" x 5⅝")	571	13 kg (29 lbs.)
GRS-48-G	1219 x 137 mm (48" x 5⅝")	652	15 kg (33 lbs.)
GRS-54-G	1372 x 137 mm (54" x 5⅝")	734	17 kg (37 lbs.)
GRS-60-G	1524 x 137 mm (60" x 5⅝")	816	18 kg (40 lbs.)
GRS-66-G	1676 x 137 mm (66" x 5⅝")	897	19 kg (42 lbs.)
GRS-72-G	1829 x 137 mm (72" x 5⅝")	978	20 kg (43 lbs.)

**445 mm (17½") depth H**

GRS-18-H	457 x 59 mm (18" x 2⅜")	245	7 kg (16 lbs.)
GRS-24-H	610 x 59 mm (24" x 2⅜")	326	9 kg (20 lbs.)
GRS-30-H	762 x 59 mm (30" x 2⅜")	408	11 kg (24 lbs.)
GRS-36-H	914 x 137 mm (36" x 5⅝")	489	12 kg (27 lbs.)
GRS-42-H	1067 x 137 mm (42" x 5⅝")	571	14 kg (31 lbs.)
GRS-48-H	1219 x 137 mm (48" x 5⅝")	652	16 kg (35 lbs.)
GRS-54-H	1372 x 137 mm (54" x 5⅝")	734	18 kg (39 lbs.)
GRS-60-H	1524 x 137 mm (60" x 5⅝")	816	20 kg (43 lbs.)
GRS-66-H	1676 x 137 mm (66" x 5⅝")	897	21 kg (47 lbs.)
GRS-72-H	1829 x 137 mm (72" x 5⅝")	978	23 kg (51 lbs.)

† 220V, 240V available with CE Mark.

**All Portable Heated Shelf Models Feature:**

Voltage: 120, 220 or 240, single phase.

Cord Location: Center of side with controls.

**OPTIONS AND ACCESSORIES – PAGE 8**

**PORTABLE HEATED SHELVES**

Model†	Dimensions W x H	Watts 120V	Ship Weight
<b>546 mm (21½") depth J</b>			
GRS-18-J	457 x 59 mm (18" x 2⅜")	327	9 kg (20 lbs.)
GRS-24-J	610 x 59 mm (24" x 2⅜")	408	12 kg (26 lbs.)
GRS-30-J	762 x 59 mm (30" x 2⅜")	489	14 kg (30 lbs.)
GRS-36-J	914 x 137 mm (36" x 5⅝")	570	15 kg (33 lbs.)
GRS-42-J	1067 x 137 mm (42" x 5⅝")	735	16 kg (35 lbs.)
GRS-48-J	1219 x 137 mm (48" x 5⅝")	816	17 kg (38 lbs.)
GRS-54-J	1372 x 137 mm (54" x 5⅝")	897	20 kg (43 lbs.)
GRS-60-J	1524 x 137 mm (60" x 5⅝")	978	22 kg (48 lbs.)
GRS-66-J	1676 x 137 mm (66" x 5⅝")	1059	24 kg (53 lbs.)
GRS-72-J	1829 x 137 mm (72" x 5⅝")	1140	26 kg (58 lbs.)

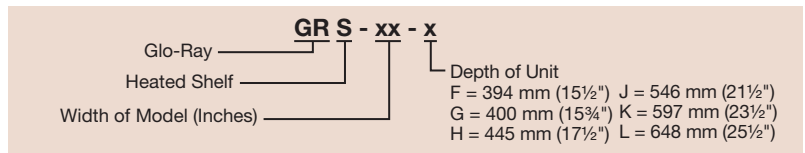
**597 mm (23½") depth K**

GRS-18-K	457 x 59 mm (18" x 2⅜")	354	9 kg (20 lbs.)
GRS-24-K	610 x 59 mm (24" x 2⅜")	462	12 kg (26 lbs.)
GRS-30-K	762 x 59 mm (30" x 2⅜")	571	14 kg (30 lbs.)
GRS-36-K	914 x 137 mm (36" x 5⅝")	679	15 kg (33 lbs.)
GRS-42-K	1067 x 137 mm (42" x 5⅝")	816	16 kg (35 lbs.)
GRS-48-K	1219 x 137 mm (48" x 5⅝")	924	17 kg (38 lbs.)
GRS-54-K	1372 x 137 mm (54" x 5⅝")	1033	20 kg (43 lbs.)
GRS-60-K	1524 x 137 mm (60" x 5⅝")	1142	22 kg (48 lbs.)
GRS-66-K	1676 x 137 mm (66" x 5⅝")	1250	24 kg (53 lbs.)
GRS-72-K	1829 x 137 mm (72" x 5⅝")	1358	26 kg (58 lbs.)

**648 mm (25½") depth L**

GRS-18-L	457 x 59 mm (18" x 2⅜")	381	9 kg (20 lbs.)
GRS-24-L	610 x 59 mm (24" x 2⅜")	516	12 kg (26 lbs.)
GRS-30-L	762 x 59 mm (30" x 2⅜")	653	15 kg (33 lbs.)
GRS-36-L	914 x 137 mm (36" x 5⅝")	788	17 kg (37 lbs.)
GRS-42-L	1067 x 137 mm (42" x 5⅝")	897	20 kg (43 lbs.)
GRS-48-L	1219 x 137 mm (48" x 5⅝")	1032	23 kg (50 lbs.)
GRS-54-L	1372 x 137 mm (54" x 5⅝")	1169	25 kg (54 lbs.)
GRS-60-L	1524 x 137 mm (60" x 5⅝")	1306	27 kg (59 lbs.)
GRS-66-L	1676 x 137 mm (66" x 5⅝")	1441	29 kg (64 lbs.)
GRS-72-L	1829 x 137 mm (72" x 5⅝")	1576	31 kg (69 lbs.)

ALL GLO-RAY® BLANKET HEATING ELEMENTS  
WARRANTED AGAINST BURNOUT FOR ONE (1) YEAR.





## Glo-Ray® Portable Designer Heated Shelves

Using a blanket heating element for an even temperature, the thermostatically-controlled base safely extends the holding time of your food. Hatco's Designer Portable Heated Shelves can blend into any décor.

- Built-in adjustable thermostatic controls
- Model widths from 768 x 1988 mm (30¼" to 78¼")
- Rounded edges and hardcoated aluminum surfaces offer a modern style for front-of-the-house applications
- Optional Dark Gray corner caps (Black standard) and Designer color inset panels available
- 102 mm (4") legs standard on 921 mm (30") and wider models

GR2S-30 with optional Designer Hunter Green inset panels and accessory pizza pans



### DESIGNER PORTABLE HEATED SHELVES

Model*†	Dimensions W x D x H	Watts	Ship Weight
GR2S-24	768 x 686 x 101 mm (30¼" x 27" x 4")	350	17 kg (37 lbs.)
GR2S-30	921 x 686 x 178 mm (36¼" x 27" x 7")	450	18 kg (40 lbs.)
GR2S-36	1073 x 686 x 178 mm (42¼" x 27" x 7")	550	20 kg (45 lbs.)
GR2S-42	1226 x 686 x 178 mm (48¼" x 27" x 7")	600	23 kg (51 lbs.)
GR2S-48	1378 x 686 x 178 mm (54¼" x 27" x 7")	700	26 kg (56 lbs.)
GR2S-54	1530 x 686 x 178 mm (60¼" x 27" x 7")	800	28 kg (61 lbs.)
GR2S-60	1683 x 686 x 178 mm (66¼" x 27" x 7")	900	32 kg (70 lbs.)
GR2S-66	1835 x 686 x 178 mm (72¼" x 27" x 7")	1000	34 kg (75 lbs.)
GR2S-72	1988 x 686 x 178 mm (78¼" x 27" x 7")	1100	38 kg (82 lbs.)

† 220V, 240V not available with CE Mark.

\* When no color is specified, color inset panels and corner caps will be Black.

#### All Designer Portable Heated Shelf Models Feature:

Voltage: 120, 220 or 240, single phase.

Pan Capacity (12" x 20"): GR2S-24 = 1-pan.

GR2S-30, -36 = 2-pan.

GR2S-42, -48 = 3-pan.

GR2S-54, -60 = 4-pan.

GR2S-66, -72 = 5-pan.

Usable Heated Shelf Space: Width of unit minus 162 x 552 D mm (6⅜" x 21¼").

Cord Location: Center of side on control side.

### OPTIONS (available at time of purchase only)

**Designer Colors (top surface not painted) – Non-standard colors are non-returnable –**

RED	Warm Red
BLACK	Black
GRAY	Gray Granite
WHITE	White Granite
NAVY	Navy Blue
GREEN	Hunter Green
COPPER	Antique Copper

**Designer Inset Panel Colors (GR2S models only) – Non-standard colors are non-returnable – Black Standard –**

RED	Warm Red
BLACK	Black
GRAY	Gray Granite
WHITE	White Granite
NAVY	Navy Blue
GREEN	Hunter Green
COPPER	Antique Copper

**Designer Corner Caps (GR2S models only) – Non-standard colors are non-returnable – Black Standard –**

BLACK	Black Corner Caps
DKGRAY	Dark Gray Corner Caps

**Hardcoated surface in lieu of Stainless Steel on standard 19 ½" deep GRS models only (please consult factory for other depths) –**

HC 18-42	GRS-18 through GRS-42
HC 48-72	GRS-48 through GRS-72

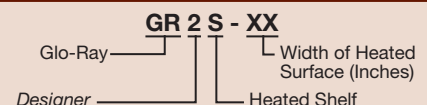
### ACCESSORIES (available for purchase at any time)

GRS-LEGS	102 mm (4") Adjustable Legs (GRS models only – standard on GRS-36 and larger)
2SD-LEGS	102 mm (4") Adjustable Legs for GR2S-24 (standard on GR2S-30 and larger)
GRS-SLANT	Slant Leg Kit for models 305 mm (12") deep or deeper (GRS models only)
<b>Pan Rail for 495 mm (19½") deep GRS models only –</b>	
2 RAIL	2-Pan
3 RAIL	3-Pan
4 RAIL	4-Pan
5 RAIL	5-Pan

### FOOD PANS AND TRIVETS – PAGE 14 COLORS AND FINISHES – PAGE 14



ALL GLO-RAY® BLANKET HEATING ELEMENTS  
WARRANTED AGAINST BURNOUT FOR ONE (1) YEAR.





## Glo-Ray® Portable Rectangular Heated Simulated Stone Shelves

Match the heat zone to your countertops with Hatco's Glo-Ray® Heated Simulated Stone Shelves. These portable foodsafe shelves come in three (3) simulated stone colors and are ideal for buffet lines or as hors d'oeuvre displays. These unique warmers will safely hold food hot while blending in with your décor.

- Hatco Heated Simulated Stone Shelves are made of approved foodsafe materials
- Features a lighted rocker switch and a thermostatically-controlled heated base to help hold your food hot and delicious
- Models with simulated stone are Swanstone®



GRSS-3618 in optional Bermuda Sand simulated stone (view of base)



GRSS-3618 in standard Night Sky simulated stone

### PORTABLE RECTANGULAR HEATED SIMULATED STONE SHELVES

Model†	Dimensions	Watts	Ship Weight
	W x D x H		
GRSS-2418	610 x 457 x 64 mm (24" x 18" x 2½")	635	13 kg (27 lbs.)
GRSS-3018	762 x 457 x 64 mm (30" x 18" x 2½")	780	14 kg (30 lbs.)
GRSS-3618	914 x 457 x 64 mm (36" x 18" x 2½")	930	16 kg (35 lbs.)
GRSS-4818°	1219 x 457 x 159 mm (48" x 18" x 6¼")	1270	21 kg (45 lbs.)
GRSS-6018°	1524 x 457 x 159 mm (60" x 18" x 6¼")	1560	26 kg (56 lbs.)
GRSS-7218°	1829 x 457 x 159 mm (72" x 18" x 6¼")	1860	31 kg (68 lbs.)

† 220V, 240V available with CE Mark.

• Height includes standard 102 mm (4") legs.

#### All Portable Heated Simulated Stone Shelf Models Feature:

Voltage: 120, 220 or 240, single phase.

Cord Location: Center of side with switch.

### OPTIONS (available at time of purchase only)

Simulated Stone Colors – Non-standard colors are non-returnable – Night Sky Standard –

SS-GGRAN	Gray Granite
SS-BSAND	Bermuda Sand
SS-NSKY	Night Sky

### COLORS AND FINISHES – PAGE 14





## Glo-Ray® Mini-Merchandisers

Hatco's convenient Mini-Merchandisers create impulse sales by placing fresh product in front of customers. Using limited amount of valuable counterspace, these flexible warmers come in a variety of shapes, sizes and colors to hold food samples, hors d'oeuvres and packaged product at just the right temperature.

- Ideal for delis, supermarkets, convenience stores, kiosks or concession stands where counterspace is limited
- Sturdy sneeze guard safeguards food serving areas
- Lighted rocker switch for easy On/Off
- Shatter-resistant incandescent lights enhance product displays while safeguarding food from bulb breakage
- Thermostatically-controlled heated base to extend holding times of most foods
- Pre-focused infrared top heat directs heat to the outer edges where heat loss is greatest
- Food stop, 102 mm (4") food bins standard (GRHW-1SG only)



**GRHW-2P** with standard 102 mm (4") legs and accessory food pans

### MINI-MERCHANDISERS

Model†	No. of Bulbs	Dimensions (W x D x H) <i>Includes sneeze guard</i>	Watts	Usable Heated Shelf Space W x D	Ship Weight
GRHW-1P	2	565 x 486 x 451 mm (22¼" x 19½" x 17¾")	820	565 x 349 mm (22¼" x 13¾")	16 kg (35 lbs.)
GRHW-2P	4	1099 x 486 x 527 mm (43¼" x 19½" x 20¾")	1640	1099 x 349 mm (43¼" x 13¾")	31 kg (67 lbs.)
GRHW-1SG	2	565 x 486 x 467 mm (22¼" x 19½" x 18¾")	820	565 x 349 mm (22¼" x 13¾")	17 kg (37 lbs.)

† 220V, 240V available with CE Mark.

#### All Mini-Merchandiser Models Feature:

**Voltage:** 120, 220 or 240, single phase.

**Included with Merchandiser:** A thermostatically-controlled base, a 191 mm (7½") sneeze guard, display lights, 25 mm (1") rubber legs (except GRHW-2P has 102 mm [4"] legs), five (5) 102 mm (4") bins (GRHW-1SGonly) and a 1829 mm (72") cord & plug set.

**Cord Location:** Base end plate, same side as switch.

### OPTIONS (available at time of purchase only)

**Designer Colors – Non-standard colors are non-returnable – Black Standard –**

<b>RED</b>	Warm Red
<b>BLACK</b>	Black
<b>GRAY</b>	Gray Granite
<b>WHITE</b>	White Granite
<b>NAVY</b>	Navy Blue
<b>GREEN</b>	Hunter Green
<b>COPPER</b>	Antique Copper
<b>PANEL</b>	Plexi-Glass Side Panels

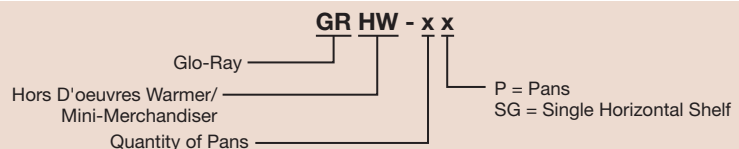
### ACCESSORIES (available for purchase at any time)

**4"LEGS** 102 mm (4") Adjustable Legs (GRHW-1P, -1SG only) – standard on GRHW-2P

**FOOD PANS AND TRIVETS – PAGE 14**

**COLORS AND FINISHES – PAGE 14**

ALL GLO-RAY® METAL-SHEATHED HEATING ELEMENTS WARRANTED AGAINST BURNOUT AND BREAKAGE FOR TWO (2) YEARS.







## Glo-Ray® Buffet Warmers

Hold hot food at optimum serving temperatures on buffet lines or at temporary serving areas with Hatco Glo-Ray® Buffet Warmers. Choose from either standard or *Designer* style models in many widths to fit your operation.

- Available with *Designer* color inset panels and the choice of an entire unit in color, as well
- Thermostatically-controlled heated base of 27°-93°C (80°-200°F) extends holding times of most foods
- Pre-focused infrared top heat directs heat to the outer edges where heat loss is greatest
- Sturdy plexi-glass sneeze guard
- Shatter-resistant incandescent lights enhance product displays while safeguarding food from bulb breakage
- Available in a variety of widths from 635-1988 mm (25"- 78¼")



GRBW-30 with optional *Designer* color and accessory food pans



GR2BW-30 with optional *Designer* color Warm Red inset panels and accessory food pans

### BUFFET WARMERS

Model†	No. of Light Bulbs	Dimensions (W x D x H) <i>Includes sneeze guard</i>	Maximum Pan Capacity 305 x 508 mm (12" x 20") Pan	Watts	Ship Weight
GRBW-24	2	635 x 572 x 451 mm (25" x 22½" x 17¾")	1	970	21 kg (46 lbs.)
GRBW-30	2	787 x 572 x 451 mm (31" x 22½" x 17¾")	2	1230	24 kg (52 lbs.)
GRBW-36	3	940 x 572 x 527 mm (37" x 22½" x 20¾")	2	1530	26 kg (58 lbs.)
GRBW-42	3	1092 x 572 x 527 mm (43" x 22½" x 20¾")	3	1730	31 kg (68 lbs.)
GRBW-48	4	1245 x 572 x 527 mm (49" x 22½" x 20¾")	3	2040	35 kg (75 lbs.)
GRBW-54▲	4	1397 x 572 x 527 mm (55" x 22½" x 20¾")	4	2290	37 kg (81 lbs.)
GRBW-60▲	5	1549 x 572 x 527 mm (61" x 22½" x 20¾")	4	2600	41 kg (90 lbs.)
GRBW-66▲	5	1702 x 572 x 527 mm (67" x 22½" x 20¾")	5	2860	44 kg (96 lbs.)
GRBW-72▲*	5	1854 x 572 x 527 mm (73" x 22½" x 20¾")	5	3125	49 kg (107 lbs.)

† 220V, 240V available with CE Mark.

▲ Not available in 120V.

\* Cord without plug on 240V.

#### All Buffet Warmer Models Feature:

Voltage: 120/240, 220 or 240, single phase.

GRBW Base Dimensions: 25"-73"W x 19½"D.

Cord Location: Base end plate, same side as switch.

### DESIGNER BUFFET WARMERS

Model*†	No. of Light Bulbs	Dimensions (W x D x H) <i>Includes sneeze guard</i>	Maximum Pan Capacity 305 x 508 mm (12" x 20") Pan	Watts	Ship Weight
GR2BW-24	2	768 x 686 x 483 mm (30¼" x 27" x 19")	1	970	34 kg (76 lbs.)
GR2BW-30	2	921 x 686 x 559 mm (36¼" x 27" x 22")	2	1230	39 kg (85 lbs.)
GR2BW-36	2	1073 x 686 x 559 mm (42¼" x 27" x 22")	2	1470	44 kg (97 lbs.)
GR2BW-42	4	1226 x 686 x 559 mm (48¼" x 27" x 22")	3	1790	50 kg (110 lbs.)
GR2BW-48	4	1378 x 686 x 559 mm (54¼" x 27" x 22")	3	2040	57 kg (125 lbs.)
GR2BW-54	4	1530 x 686 x 559 mm (60¼" x 27" x 22")	4	2290	59 kg (130 lbs.)
GR2BW-60▲	6	1683 x 686 x 559 mm (66¼" x 27" x 22")	4	2660	70 kg (154 lbs.)
GR2BW-66▲	6	1835 x 686 x 559 mm (72¼" x 27" x 22")	5	2920	77 kg (169 lbs.)
GR2BW-72▲*	6	1988 x 686 x 559 mm (78¼" x 27" x 22")	5	3185	84 kg (186 lbs.)

† 220V, 240V available with CE Mark.

\* When no color is specified, color inset panels and corner caps will be Black.

▲ Not available in 120V.

\* Cord without plug on 240V.

#### All Designer Buffet Warmer Models Feature:

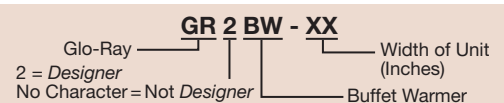
Voltage: 120, 120/208, 120/240, 220 or 240, single phase.

Usable Heated Shelf Space: Width of unit minus 165 W x 552 D mm (6½" x 21¾").

Cord Location: Center of bottom on control side.

### OPTIONS AND ACCESSORIES – PAGE 13

ALL GLO-RAY® METAL-SHEATHED HEATING ELEMENTS WARRANTED AGAINST BURNOUT AND BREAKAGE FOR TWO (2) YEARS.





GRBW-30 with accessory food pans

**OPTIONS** (available at time of purchase only)

**Designer Colors – Non-standard colors are non-returnable –**

<b>RED</b>	Warm Red
<b>BLACK</b>	Black
<b>GRAY</b>	Gray Granite
<b>WHITE</b>	White Granite
<b>NAVY</b>	Navy Blue
<b>GREEN</b>	Hunter Green
<b>COPPER</b>	Antique Copper

**Designer Inset Panel Colors (GR2BW models only) – Non-standard colors are non-returnable – Black Standard –**

<b>RED</b>	Warm Red
<b>BLACK</b>	Black
<b>GRAY</b>	Gray Granite
<b>WHITE</b>	White Granite
<b>NAVY</b>	Navy Blue
<b>GREEN</b>	Hunter Green
<b>COPPER</b>	Antique Copper

**Designer Corner Caps (GR2BW models only) – Non-standard colors are non-returnable – Black Standard –**

<b>BLACK</b>	Black Corner Caps
<b>DKGRAY</b>	Dark Gray Corner Caps

**Acrylic Front and two (2) Side Enclosures in lieu of Sneeze Guards –**

**Available for GRBW-24, -30, -36, -42 and -48 models only –**

<b>FRTENCL-24, -30</b>	-24 and -30 models
<b>FRTENCL-36, -42, -48</b>	-36, -42 and -48 models
<b>SIDE-ENCL</b>	Two Plexi-Glass Side Enclosures (GRBW models only)
<b>SIDE-ENCL2</b>	Two Plexi-Glass Side Enclosures (GR2BW models only)

**Hardcoated Surface (GRBW models only) –**

<b>HC 24-42</b>	GRBW-24 through GRBW-42
<b>HC 48-72</b>	GRBW-48 through GRBW-72
<b>INF</b>	Infinite Control for top heat only (GRBW-24 through GRBW-60, and GR2BW-24 through GR2BW-60 models only)
<b>9.375BP</b>	238 mm (9 <sup>3</sup> / <sub>8</sub> " Sneeze Guard in lieu of standard 191 mm (7 <sup>1</sup> / <sub>2</sub> " – GRBW models only)
<b>14BP</b>	356 mm (14" Sneeze Guard in lieu of standard 191 mm (7 <sup>1</sup> / <sub>2</sub> "

**FOOD PANS AND TRIVETS – PAGE 14**  
**COLORS AND FINISHES – PAGE 14**

**ACCESSORIES** (available for purchase at any time)

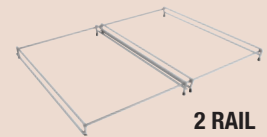
<b>GRBW-LEGS</b>	102 mm (4") Adjustable Legs for GRBW-24 models (standard on GRBW-36 or larger)
<b>2SD-LEGS</b>	102 mm (4") Designer Legs for GR2BW-24 models (standard on GR2BW-30 or larger)

**Pan Rail for GRBW models (not for use with Acrylic Front Enclosure) –**

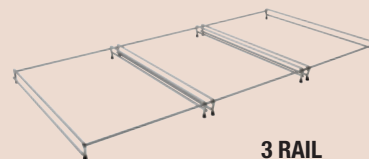
<b>2 RAIL</b>	2-Pan
<b>3 RAIL</b>	3-Pan
<b>4 RAIL</b>	4-Pan
<b>5 RAIL</b>	5-Pan



2SD-LEGS



2 RAIL



3 RAIL




## Food Pans And Trivets



### FOOD PANS

Model	Description
ALUM PAN	Half-Size Sheet Pan – 457 W x 330 D mm (18" x 13")
18" SHEET PAN	Full-Size Sheet Pan – 457 W x 660 D mm (18" x 26")
14" PIZZA PAN	Perforated Pizza Pan – 356 mm (14") Diameter
16" PIZZA PAN	Perforated Pizza Pan – 406 mm (16") Diameter
18" PIZZA PAN	Perforated Pizza Pan – 457 mm (18") Diameter
ST PAN 1/3	Third-Size Stainless Steel Pan – 324 W x 175 D x 64 H mm (12 3/4" x 6 7/8" x 2 1/2")
ST PAN 1/2	Half-Size Stainless Steel Pan – 324 W x 264 D x 64 H mm (12 3/4" x 10 3/8" D x 2 1/2")
ST PAN 2	Full-Size Stainless Steel Pan – 324 W x 527 D x 64 H mm (12 3/4" x 20 3/4" x 2 1/2")
ST PAN 4	Full-Size Stainless Steel Pan – 324 W x 527 D x 102 H mm (12 3/4" x 20 3/4" x 4")



### TRIVETS

Model	Description
Wire Trivets Stainless –	
TRIVET (1/2)SS	Half-Size – 259 W x 194 D mm (10 3/16" x 7 5/8")
TRIVET SS	Full-Size – 257 W x 457 D mm (10 1/8" x 18")

## Paint Chip and Stone Sample Colors

### DESIGNER COLORS



### SIMULATED STONE COLORS\*



Colors are a representation and may not exactly match our colors. Consult factory for possible color matching options on these colors. Non-standard colors are non-returnable.

To order a Hatco Paint Chip & Stone Sample Colors Sheet, visit [www.hatcocorp.com](http://www.hatcocorp.com) / Order Literature / Sales Literature / Sell Sheets.

\* Simulated Stone is Swanstone®





Scan with web-enabled  
mobile device to visit  
[www.hatcocorp.com](http://www.hatcocorp.com)

## Hatco Corporation

P.O. BOX 340500 | Milwaukee, WI 53234-0500 USA

800-558-0607 | 414-671-6350

[www.hatcocorp.com](http://www.hatcocorp.com) | [support@hatcocorp.com](mailto:support@hatcocorp.com)