



# Carving Station Solutions

*Supermarkets & Delis  
Restaurants & Cafés • Clubs & Bars*



**DCSB400-1CM** with optional Bright Brass post and shade *pg. 2*



**DCSB400-R24-1** with optional Bermuda Sand base and optional Bright Brass post and shade *pg. 2*



**DCSB400-R24-1** with optional Gray Granite base and standard Bright Nickel post and shade. Shown with a **GR2S-36** Designer Portable Foodwarmer *pg. 2*



**DCSB400-R24-1** with optional Gray Granite base and standard Bright Nickel post and shade *pg. 2*



**GRCSCL-24** with accessory left-hand sneeze guard, drip pan and cutting board *pg. 3*



**ACCESSORIES (CSCL-BOARD shown)** *pg. 3*



## Decorative Carving Stations

Decorative Carving Stations provide proper food serving temperatures plus combine the Hatco Decorative Heat Lamp with a simulated stone heated base to create an attractive carving display. Perfect for chef stations in restaurants, hotels, country clubs, casinos and any catered events.

- Available as post mount, permanent counter mount or freestanding with a rounded or rectangular heated simulated stone base (DCS400-1, -1CM do not have bases)
- The patented telescoping heated Decorative Lamp has a 30° shade pivot
- Heated bases are made of foodsafe materials and controlled by an adjustable thermostat and power switch
- Units come with matching cutting board (except DCS400-1, -1CM), keeping juices contained and tablecloths clean
- DCS400-1 has a 18 kg (40 lb.) weighted base, perfect for buffet use
- Models with simulated stone are Swanstone®

**DCS400-1CM**  
with optional Bright Brass post and optional Bermuda Sand trim ring



**DCSB400-R24-1**  
with optional Bermuda Sand base and standard Bright Nickel post and shade



**DCSB400-3624-2**  
with standard Night Sky base and standard Bright Nickel posts and shades

### DECORATIVE CARVING STATIONS

Model†	No. of Lamps	Width	Heated Base Surface Area		Watts	Ship Weight
			W x D			
DCS400-1	1	203 mm (8")	—	—	250	15 kg (32 lbs.)
DCS400-1CM	1	156 mm (6 1/8")	—	—	250	8 kg (17 lbs.)
DCSB400-R24-1	1	660 mm (26")	610 mm (24") diameter	—	600	35 kg (75 lbs.)
DCSB400-2420-1	1	610 mm (24")	610 x 508 mm (24" x 20")	—	750	48 kg (106 lbs.)
DCSB400-3624-2	2	914 mm (36")	914 x 610 mm (36" x 24")	—	1300	70 kg (154 lbs.)

† 230V available with CE Mark.



**DCS400-1**  
with optional Bright Brass post and shade and black base

#### All Decorative Carving Stations Feature:

Voltage: 120 or 230.

Models Shipped with: **DCS400-1, -1CM:** One (1) clear coated bulb. **DCS400-1** includes a black base.

**DCSB400-R24-1, -2420-1:** One (1) clear coated bulb, base heat, a glass sneeze guard and a cutting board.

**DCSB400-3624-2:** Two (2) clear coated bulbs, base heat, a glass sneeze guard and a cutting board.

Telescoping Clearance: **DCS400-1, -1CM:** (Bottom of shade to counter) 406-711 mm (16"-28").

**DCSB400-R24-1, -2420-1, -3624-2:** (Bottom of shade to top of cutting board) 356-660 mm (14"-26").

Cord Location: **DCS400-1:** Base of unit, server side center.

**DCS400-1CM:** Under counter.

**DCSB400-R24-1, -2420-1, -3624-2:** Base of unit, server side on left.

### OPTIONS (available at time of purchase only)

**Shade and Post(s) in Plated Finish – Non-standard colors are non-returnable – Bright Nickel Standard –**

<b>BNICKEL</b>	Bright Nickel
<b>BBRASS</b>	Bright Brass
<b>ABRONZE</b>	Antique Bronze

**Base and Cutting Board (except DCS400-1, -1CM) in Simulated Stone – Non-standard colors are non-returnable – Night Sky Standard –**

<b>GGRAN</b>	Gray Granite
<b>BSAND</b>	Bermuda Sand
<b>NSKY</b>	Night Sky

**Trim Ring (DCS400-1CM only) in Simulated Stone – Non-standard colors are non-returnable – Night Sky Standard –**

<b>GGRAN</b>	Gray Granite
<b>BSAND</b>	Bermuda Sand
<b>NSKY</b>	Night Sky

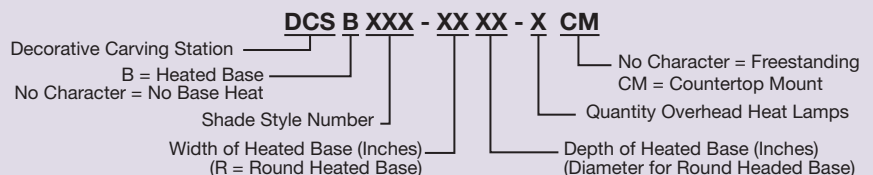
### ACCESSORIES (available for purchase at any time)

**Cutting Board for the DCSB400-3624-2 in Simulated Stone (unit comes standard with one [1] Cutting Board) – Non-standard colors are non-returnable –**

<b>CB3624GGRAN</b>	Gray Granite
<b>CB3624BSAND</b>	Bermuda Sand
<b>CB3624NSKY</b>	Night Sky

### COLORS AND FINISHES – PAGE 4

ALL GLO-RAY® BLANKET HEATING ELEMENTS  
WARRANTED AGAINST BURNOUT FOR ONE (1) YEAR.



## Glo-Ray® Carving Stations

An excellent addition to extend food holding times during serving periods is the Glo-Ray® Carving Station. Create a complete serving station for buffets by adding it to Hatco's Flav-R-Savor® Holding Cabinet.

- Overhead ceramic heating elements project high intensity radiant heat over entire target area
- Adjustable clearance of 445 to 570 mm (17½" to 23½")
- Portable – includes a 1829 mm (72") cord & plug set
- Shatter-resistant incandescent lights illuminate holding area
- Drip pan and cutting board available
- GRCSCLH has base heat



**GRCSCL-24** with accessory left-hand sneeze guard, drip pan and cutting board



**GRCSCLH-24** with accessory left-hand sneeze guard, drip pan and cutting board



**GRCSCLH-24** controls

### CARVING STATIONS

Model	No. of Bulbs	Dimensions W~ x D x H	Watts	Ship Weight
<b>GRCSCL-24</b>	4	660 x 711 x 572-724 mm (26" x 28" x 22½"-28½")	990	26 kg (57 lbs.)
<b>GRCSCLH-24</b>	4	660 x 711 x 572-724 mm (26" x 28" x 22½"-28½")	1290	26 kg (57 lbs.)

~ Width includes accessory left-hand sneeze guard.

#### All Carving Station Models Feature:


**Voltage:** 120, 220 or 240, single phase.

**Models Shipped with:** Right-hand sneeze guard.

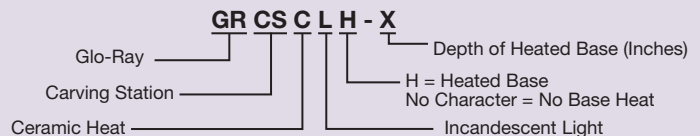
**Cord Location:** Back side on base.

### ACCESSORIES (available for purchase at any time)

<b>CSCLB/PACC</b>	Left-Hand Sneeze Guard Kit – 1 kg (3 lbs.)
<b>CSCL-PAN</b>	Stainless Steel Custom Drip Pan – 508 x 679 x 25 mm (20" x 26¾" x 1") – 4 kg (9 lbs.)
<b>CSCL-BOARD</b>	Approved Foodsafe Cutting Board – 457 x 610 x 44 mm (18" x 24" x 1¾") – 9 kg (19 lbs.)



ALL CERAMIC AND BLANKET HEATING ELEMENTS WARRANTED AGAINST BURNOUT FOR ONE (1) YEAR.





DCSB400-R24-1 with optional Gray Granite base and standard Bright Nickel post and shade

## Plated Finishes and Stone Sample Colors

### PLATED FINISHES



Bright Brass



Bright Nickel



Antique Bronze


### SIMULATED STONE COLORS\*



Gray Granite



Bermuda Sand



Night Sky

*Colors are a representation and may not exactly match our colors. Consult factory for possible color matching options on these colors. Non-standard colors are non-returnable.*

To order a Hatco Paint Chip & Stone Sample Colors Sheet, visit [www.hatcocorp.com](http://www.hatcocorp.com) / Order Literature / Sales Literature / Sell Sheets.

\* Simulated Stone is Swanstone®



Scan with web-enabled  
mobile device to visit  
[www.hatcocorp.com](http://www.hatcocorp.com)

## Hatco Corporation

P.O. BOX 340500 | Milwaukee, WI 53234-0500 USA

414-671-6350

[www.hatcocorp.com](http://www.hatcocorp.com) | [support@hatcocorp.com](mailto:support@hatcocorp.com)