

German Technology

**BLANCO**  
PROFESSIONAL




# TRAY TRANSPORT TROLLEYS

For safe and hygienic food distribution in the tray system.

# STRONG SUPPORT.

The tray transport trolleys from BLANCO Professional.



Superior appearance in an award-winning design: durable and high-quality with a perfect form.

Four ergonomic push handles with their large handle diameter make transport easier – regardless of which direction they're headed.

The extra-wide all-round bumper rail protects the trolley and furniture, as well as hands when pushing the unit through narrow corridors and doors.

The tray transport trolleys (TTW) from BLANCO Professional lend a supportive hand. The seamlessly deep-drawn support ledges help you load and unload trays swiftly. The four extra-long push handles offer an ergonomic handle

height for everyone in the team – for easier pushing, pulling, manoeuvring for persons of all sizes, even when the doors are open. The high-quality design ensures ideal hygiene with effortless cleaning, which saves valuable time.

**Quality that draws attention:  
BLANCO tray transport trolleys –  
for safe and hygienic food  
distribution in the tray system.**

## **Convincing from the outside and the inside: Quality from the BLANCO brand.**



### **High-quality materials**

BLANCO tray transport trolleys are made of high-quality stainless steel (material 1.403). The micro polished surface is extremely resistant to soiling and germs.



### **Separate compartments**

All doors can be opened independently of one another, even in the 3-door models. This facilitates removing the trays and helps to maintain constant temperatures in the interior for as long as possible.



### **Deep-drawn support ledges**

Our deep-drawn ledge walls with integrated tip safety consist of a single piece – without dirty joints, sharp corners or edges. This makes cleaning easier, minimises the risk of injury and protects the trays.

# COOL.

## BLANCO tray transport trolley with passive cooling

At BLANCO Professional, the cooling elements are placed directly in the doors – simply insert the cooling elements (eutectic plates) in the holders on the inside of the doors, and you're done!

Because of this design principle, the interior is equipped entirely with closed ledge walls. Each compartment can be opened individually when loading and removing the trays.

What this means for customers: no undesired air exchange between the compartments, better temperature maintenance, fast access to the cooling elements, easier cleaning and better hygiene – because BLANCO Professional always thinks ahead.



**TTW-PK 20-115 DZE**  
Tray transport trolley, for passive cooling with eutectic plates, double-walled, insulated, for Euronorm trays

## TRAY TRANSPORT TROLLEYS, FOR PASSIVE COOLING WITH EUTECTIC PLATES, DOUBLE-WALLED, INSULATED



For Euronorm trays	TTW-PK 16-115 DZE	TTW-PK 20-115 DZE	TTW-PK 24-115 DDE	TTW-PK 30-115 DDE
Model	Tray transport trolley, for passive cooling with eutectic plates, double-walled, insulated, for Euronorm trays			
Basic equipment	<ul style="list-style-type: none"> <li>- Double-walled insulated, HS standard model in compliance with DIN 18865-9</li> <li>- Holders on the inside of the doors for hanging in eutectic plates (<u>not</u> included in the scope of delivery)</li> <li>- Deep-drawn support ledges with spacing of 115 mm</li> <li>- With 2 vertical, ergonomic push handles on the left and right of the short side</li> <li>- Rugged, all-round bumper rail</li> <li>- Castors with 160 mm dia., 2 fixed castors and 2 steering castors with brakes, galvanised steel</li> </ul>			
Eutectic plates	With 2 eutectic plates	With 4 eutectic plates	With 3 eutectic plates	With 6 eutectic plates
Hinged doors/compartments	2/2	2/2	3/3	3/3
Capacity	16 Euronorm trays, lengthwise	20 Euronorm trays, lengthwise	24 Euronorm trays, lengthwise	30 Euronorm trays, lengthwise
Space between ledges	115 mm	115 mm	115 mm	115 mm
Dim. L x W x H (mm)	1122 x 783 x 1406 mm	1122 x 783 x 1636 mm	1554 x 783 x 1406 mm	1554 x 783 x 1636 mm
Weight (kg)	119 kg	133 kg	164 kg	179 kg
Order No.	<b>573 722</b>	<b>573 725</b>	<b>573 728</b>	<b>573 731</b>

## TRAY TRANSPORT TROLLEYS, FOR PASSIVE COOLING WITH EUTECTIC PLATES



For Gastronorm trays	TTW-PK 16-115 DZG	TTW-PK 20-115 DZG	TTW-PK 24-115 DDG	TTW-PK 30-115 DDG
Model	Tray transport trolleys, zur passiven Kühlung, double-walled, insulated, for Gastronorm trays			
Basic equipment	<ul style="list-style-type: none"> <li>- Double-walled insulated, HS standard model in compliance with DIN 18865-9</li> <li>- Holders on the inside of the doors for hanging in eutectic plates (<u>not</u> included in the scope of delivery)</li> <li>- Deep-drawn support ledges with spacing of 115 mm</li> <li>- With 2 vertical, ergonomic push handles on the left and right of the short side</li> <li>- Rugged, all-round bumper rail</li> <li>- Castors with 160 mm dia., 2 fixed castors and 2 steering castors with brakes, galvanised steel</li> </ul>			
Eutectic plates	With 2 eutectic plates	With 4 eutectic plates	With 3 eutectic plates	With 6 eutectic plates
Hinged doors/compartments	2/2	2/2	3/3	3/3
Capacity	16 Gastronorm trays, lengthwise	20 Gastronorm trays, lengthwise	24 Gastronorm trays, lengthwise	30 Gastronorm trays, lengthwise
Space between ledges	115 mm	115 mm	115 mm	115 mm
Dim. L x W x H (mm)	1032 x 783 x 1406 mm	1032 x 783 x 1636 mm	1419 x 783 x 1406 mm	1419 x 783 x 1636 mm
Weight (kg)	113 kg	125 kg	153 kg	171 kg
Order No.	<b>573 734</b>	<b>573 737</b>	<b>573 740</b>	<b>573 743</b>

## TRAY TRANSPORT TROLLEYS, **DOUBLE-WALLED, INSULATED**



For Euronorm or Gastronorm trays	TTW 16-115 DEU	TTW 20-115 DEU	TTW 32-115 DZU	TTW 40-115 DZU
Model	Tray transport trolleys, double-walled, insulated, for Euronorm or Gastronorm trays			
Basic equipment	<ul style="list-style-type: none"> <li>- Double-walled insulated, HS standard model in compliance with DIN 18865-9</li> <li>- Deep-drawn support ledges with spacing of 115 mm</li> <li>- With 2 vertical, ergonomic push handles on the left and right of the short side</li> <li>- Rugged, all-round bumper rail</li> <li>- Castors with 160 mm dia., 4 steering castors, 2 with brakes, galvanised steel</li> </ul>			
Hinged doors/compartments	1/1	1/1	2/2	2/2
Capacity	16 Euronorm or Gastronorm trays, crosswise	20 Euronorm or Gastronorm trays, crosswise	32 Euronorm or Gastronorm trays, crosswise	40 Euronorm or Gastronorm trays, crosswise
Space between ledges	115 mm	115 mm	115 mm	115 mm
Dim. L x W x H (mm)	870 x 956 x 1406 mm	870 x 956 x 1636 mm	1452 x 956 x 1406 mm	1452 x 956 x 1636 mm
Weight (kg)	92 kg	102 kg	138 kg	158 kg
Order No.	<b>573 745</b>	<b>573 747</b>	<b>573 749</b>	<b>573 751</b>

## TRAY TRANSPORT TROLLEYS, **DOUBLE-WALLED, INSULATED**



For Euronorm trays	TTW 16-115 DZE	TTW 20-115 DZE	TTW 24-115 DDE	TTW 30-115 DDE
Model	Tray transport trolleys, double-walled, insulated, for Euronorm trays			
Basic equipment	<ul style="list-style-type: none"> <li>- Double-walled insulated, HS standard model in compliance with DIN 18865-9</li> <li>- Deep-drawn support ledges with spacing of 115 mm</li> <li>- With 2 vertical, ergonomic push handles on the left and right of the short side</li> <li>- Rugged, all-round bumper rail</li> <li>- Castors with 160 mm dia., 2 fixed castors and 2 steering castors with brakes, galvanised steel</li> </ul>			
Eutectic plates	With 2 eutectic plates			
Hinged doors/compartments	2/2	2/2	3/3	3/3
Capacity	16 Euronorm trays, lengthwise	20 Euronorm trays, lengthwise	24 Euronorm trays, lengthwise	30 Euronorm trays, lengthwise
Space between ledges	115 mm	115 mm	115 mm	115 mm
Dim. L x W x H (mm)	1122 x 783 x 1406 mm	1122 x 783 x 1636 mm	1554 x 783 x 1406 mm	1554 x 783 x 1636 mm
Weight (kg)	111 kg	124 kg	151 kg	166 kg
Order No.	<b>573 721</b>	<b>573 724</b>	<b>573 727</b>	<b>573 730</b>
For Gastronorm trays	TTW 16-115 DZG	TTW 20-115 DZG	TTW 24-115 DDG	TTW 30-115 DDG
Model	Tray transport trolleys, double-walled, insulated, for Gastronorm trays			
Basic equipment	<ul style="list-style-type: none"> <li>- Double-walled insulated, HS standard model in compliance with DIN 18865-9</li> <li>- Deep-drawn support ledges with spacing of 115 mm</li> <li>- With 2 vertical, ergonomic push handles on the left and right of the short side</li> <li>- Rugged, all-round bumper rail</li> <li>- Castors with 160 mm dia., 2 fixed castors and 2 steering castors with brakes, galvanised steel</li> </ul>			
Eutectic plates	With 2 eutectic plates			
Hinged doors/compartments	2/2	2/2	3/3	3/3
Capacity	16 Gastronorm trays, lengthwise	20 Gastronorm trays, lengthwise	24 Gastronorm trays, lengthwise	30 Gastronorm trays, lengthwise
Space between ledges	115 mm	115 mm	115 mm	115 mm
Dim. L x W x H (mm)	1032 x 783 x 1406 mm	1032 x 783 x 1636 mm	1419 x 783 x 1406 mm	1419 x 783 x 1636 mm
Weight (kg)	106 kg	118 kg	143 kg	159 kg
Order No.	<b>573 733</b>	<b>573 736</b>	<b>573 739</b>	<b>573 742</b>



## TRAY TRANSPORT TROLLEYS, SINGLE-WALLED



For Euronorm or Gastronorm trays	TTW 16-115 EEU	TTW 20-115 EEU	TTW 32-115 EZU	TTW 40-115 EZU
Model	Tray transport trolleys, single-walled, for Euronorm or Gastronorm trays			
Basic equipment	<ul style="list-style-type: none"> <li>- Single-walled HS standard model in compliance with DIN 18865-9</li> <li>- Deep-drawn support ledges with spacing of 115 mm</li> <li>- With 2 vertical, ergonomic push handles on the left and right of the short side</li> <li>- Rugged, all-round bumper rail</li> <li>- Castors with 160 mm dia., 4 steering castors, 2 with brakes, galvanised steel</li> </ul>			
Hinged doors/compartments	1/1	1/1	2/2	2/2
Capacity	16 Euronorm or Gastronorm trays, crosswise	20 Euronorm or Gastronorm trays, crosswise	32 Euronorm or Gastronorm trays, crosswise	40 Euronorm or Gastronorm trays, crosswise
Space between ledges	115 mm	115 mm	115 mm	115 mm
Dim. L x W x H (mm)	870 x 956 x 1406 mm	870 x 956 x 1636 mm	1452 x 956 x 1406 mm	1452 x 956 x 1636 mm
Weight (kg)	71 kg	79 kg	109 kg	129 kg
Order No.	<b>573 744</b>	<b>573 746</b>	<b>573 748</b>	<b>573 750</b>

## TRAY TRANSPORT TROLLEYS, SINGLE-WALLED





For Euronorm trays	TTW 16-115 EZE	TTW 20-115 EZE	TTW 24-115 EDE	TTW 30-115 EDE
Model	Tray transport trolleys, single-walled, for Euronorm trays			
Basic equipment	<ul style="list-style-type: none"> <li>- Single-walled HS standard model in compliance with DIN 18865-9</li> <li>- Deep-drawn support ledges with spacing of 115 mm</li> <li>- With 2 vertical, ergonomic push handles on the left and right of the short side</li> <li>- Rugged, all-round bumper rail</li> <li>- Castors with 160 mm dia., 2 fixed castors and 2 steering castors with brakes, galvanised steel</li> </ul>			
Hinged doors/compartments	2/2	2/2	3/3	3/3
Capacity	16 Euronorm trays, lengthwise	20 Euronorm trays, lengthwise	24 Euronorm trays, lengthwise	30 Euronorm trays, lengthwise
Space between ledges	115 mm	115 mm	115 mm	115 mm
Dim. L x W x H (mm)	1122 x 783 x 1406 mm	1122 x 783 x 1636 mm	1554 x 783 x 1406 mm	1554 x 783 x 1636 mm
Weight (kg)	93 kg	103 kg	127 kg	141 kg
Order No.	<b>573 720</b>	<b>573 723</b>	<b>573 726</b>	<b>573 729</b>
For Gastronorm trays	TTW 16-115 EZG	TTW 20-115 EZG	TTW 24-115 EDG	TTW 30-115 EDG
Model	Tray transport trolleys, double-walled, insulated, for Gastronorm trays			
Basic equipment	<ul style="list-style-type: none"> <li>- Single-walled HS standard model in compliance with DIN 18865-9</li> <li>- Deep-drawn support ledges with spacing of 115 mm</li> <li>- With 2 vertical, ergonomic push handles on the left and right of the short side</li> <li>- Rugged, all-round bumper rail</li> <li>- Castors with 160 mm dia., 2 fixed castors and 2 steering castors with brakes, galvanised steel</li> </ul>			
Hinged doors/compartments	2/2	2/2	3/3	3/3
Capacity	16 Gastronorm trays, lengthwise	20 Gastronorm trays, lengthwise	24 Gastronorm trays, lengthwise	30 Gastronorm trays, lengthwise
Space between ledges	115 mm	115 mm	115 mm	115 mm
Dim. L x W x H (mm)	1032 x 783 x 1406 mm	1032 x 783 x 1636 mm	1419 x 783 x 1406 mm	1419 x 783 x 1636 mm
Weight (kg)	89 kg	98 kg	119 kg	134 kg
Order No.	<b>573 732</b>	<b>573 735</b>	<b>573 738</b>	<b>573 741</b>

## ACCESSORIES

Illustration	Designation	For model	Order No.
not shown	<b>Eutectic plate</b> (-12 °C), synthetic, Gastronorm-compatible	all TTW-PK	<b>573 332</b>
	<b>Eutectic plate</b> (-3 °C), synthetic, Gastronorm-compatible	all TTW-PK	<b>568 136</b>
	<b>Space between ledges 105 mm with tip safety</b> , only for new orders, retrofitting not possible	all TTW (not possible with TTW-PK)	-
	<b>Space between ledges 115 mm w/o tip safety, for compact trays</b> , only for new orders, retrofitting not possible	TTW for EN trays; TTW for EN and GN trays	-
	<b>Draw bar and coupling made of stainless steel</b> , can be locked in place on short side. When ordering, please indicate whether draw bar on the left or right (only possible with castor arrangement A)	all TTW	-
	<b>Antistatic conveyor</b>	all TTW	-
	<b>Milled all-round bumper rail made of polyethylene</b>	TTW for 16/20 EN trays; TTW for 16/20 GN trays;	-
		TTW for 24/30 EN trays; TTW for 24/30 GN trays;	-
		TTW for 16/20 EN and GN trays	-
		TTW for 32/40 EN and GN trays	-
<b>Additional milled bumper rail on top</b>	all TTW	-	
<b>All-round railing</b> made of stainless steel, 50 mm high, with mitred welding	TTW 16/20	-	
	TTW 24/30/32/40	-	

## Castors

Castor arrangement	Designation	For model
Castor arrangement A 	<b>Galvanised steel castors, 160 mm dia.</b> 4 steering castors, 2 with brakes	all TTW
	<b>Galvanised steel castors, 200 mm dia.</b> 2 fixed and 2 steering castors with brakes	all TTW
	<b>Galvanised steel castors, 200 mm dia.</b> 4 steering castors, 2 with brakes	all TTW
	<b>Stainless-steel castors with elastic castors, 160 mm dia.,</b> either 2 fixed and 2 steering castors or 4 steering castors, 2 with brakes	all TTW
	<b>Stainless-steel castors with elastic castors, 200 mm dia.,</b> either 2 fixed and 2 steering castors or 4 steering castors, 2 with brakes	all TTW
Castor arrangement D 	<b>Stainless-steel castors with elastic castors, 160 mm dia.,</b> <b>castor arrangement D:</b> 4 steering castors in outer corners of trolley, 2 with central brake, 2 fixed rollers at centre lengthwise	TTW for EN trays; TTW for GN trays; TTW for 32/40 EN and GN trays
	<b>Stainless-steel castors with elastic castors, 200 mm dia.,</b> <b>castor arrangement D:</b> 4 steering castors in outer corners of trolley, 2 with central brake, 2 fixed rollers at centre lengthwise	TTW for EN trays; TTW for GN trays; TTW for 32/40 EN and GN trays

## **THE BLANCO PROFESSIONAL GROUP.**

Our clients are as diverse and varied as our portfolio. In order to ensure we do our very best for every client, we concentrate our skills, abilities and capacities in four highly specialised business units: Catering – Products and systems for professional commercial kitchens. Medical – Functional medical furniture for clinics, medical practices and outpatient departments. Industrial – Custom-made high-precision pieces using stainless steel, aluminium or synthetics for industry. And Railway – Equipment for galley kitchens and bistros on high-speed trains.

All of BLANCO Professional's divisions have DIN EN ISO 9001:2008 certification, guaranteeing a high standard of reliability and customer orientation.

BLANCO Professional GmbH + Co KG  
CATERING  
P. O. Box 13 10  
75033 Oberderdingen  
Germany  
Phone +49 7045 44-81900  
Fax +49 7045 44-81481  
[catering.export@blanco.de](mailto:catering.export@blanco.de)  
[www.blanco-professional.com](http://www.blanco-professional.com)

**BLANCO**  
PROFESSIONAL

Catering

Medical

Industrial

Railway