



# Merchandiser Solutions

*Cafeterias • Convenience Stores  
Supermarkets & Delis • Restaurants & Cafés  
Clubs & Bars • Catering • Concessions*



**GRPWS-4824T** with base heat only  
(signs not included) *pg. 2*



**GRSDS-36D** with dual slanted  
shelves *pg. 4*



**GR2SDS-48D** with standard *Designer Black* inset  
panels and corner caps *pg. 126*



**GRCMW-1** and **GRCMW-1D** in optional Bermuda  
Sand simulated stone *pg. 11*



**GRCD-2PD** in optional *Designer Warm Red* with  
flip-up doors *pg. 12*



**GRHD-4PD** with optional double side opening and  
accessory food pans *pg. 14*



### Glo-Ray® Pizza Warmers

Convenient for self-serve and quick-serve areas. The Hatco Glo-Ray® Pizza Warmers with base heat only hold boxed or bagged pizzas. Available in one, two, three or four shelf configurations to showcase food in an easy pass-through display.

- Box stop doubles as the sign holder (signs not included), a standard feature
- Ideal for holding boxed products for high volume applications like stadiums, schools, convenience stores and amusement parks
- Constructed of aluminum and stainless steel with tempered glass side panels
- Separate power switch for each thermostatically-controlled shelf
- Incandescent lights with bright annealed reflectors illuminate the holding areas



GRPWS-2424T in optional Designer Black

#### SLANT DISPLAY WARMERS – TRIPLE SHELF

Model†	No. of Bulbs	Dimensions (W x D x H) Height includes legs	Usable Heated Shelf Space W x D	Watts	Ship Weight
GRPWS-2424T	6	607 x 662 x 781 mm (23 <sup>7</sup> / <sub>8</sub> " x 26 <sup>1</sup> / <sub>8</sub> " x 30 <sup>3</sup> / <sub>4</sub> " )	571 x 605 mm (22 <sup>1</sup> / <sub>2</sub> " x 23 <sup>3</sup> / <sub>4</sub> " )	1425▼	53 kg (116 lbs.)
GRPWS-3624T	9	911 x 662 x 781 mm (35 <sup>7</sup> / <sub>8</sub> " x 26 <sup>1</sup> / <sub>8</sub> " x 30 <sup>3</sup> / <sub>4</sub> " )	876 x 605 mm (34 <sup>1</sup> / <sub>2</sub> " x 23 <sup>3</sup> / <sub>4</sub> " )	2013*	76 kg (167 lbs.)
GRPWS-4824T	12	1216 x 662 x 781 mm (47 <sup>7</sup> / <sub>8</sub> " x 26 <sup>1</sup> / <sub>8</sub> " x 30 <sup>3</sup> / <sub>4</sub> " )	1181 x 605 mm (46 <sup>1</sup> / <sub>2</sub> " x 23 <sup>3</sup> / <sub>4</sub> " )	2574*	103 kg (227 lbs.)

† CE Mark not available.  
▼ Only available in 120V.  
\* Only available in 120/208-240V.

**All Slant Display Warmer Models Feature:**  
**Voltage:** 120, 120/208, 120/240, 220 or 240.  
**Cord Location:** Control side at right base corner.

#### OPTIONS (available at time of purchase only)

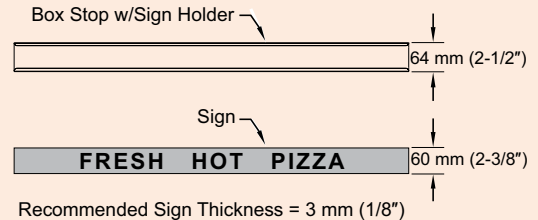
Designer Colors – Non-standard colors are non-returnable – Stainless Steel Standard –

RED	Warm Red
BLACK	Black
GRAY	Gray Granite
WHITE	White Granite
NAVY	Navy Blue
GREEN	Hunter Green
COPPER	Antique Copper
HAL	Halogen Bulb in lieu of standard Display Light (60 Watt)

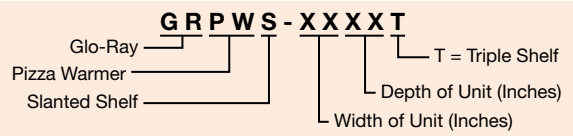
#### COLORS AND FINISHES – PAGE 17

#### RECOMMENDED SIGN DIMENSIONS

- Model  
**GRPWS-2424T:** 565 x 60 x 3 mm (22<sup>1</sup>/<sub>4</sub>" x 2<sup>3</sup>/<sub>8</sub>" x 1<sup>1</sup>/<sub>8</sub>" )  
**GRPWS-3624T:** 870 x 60 x 3 mm (34<sup>1</sup>/<sub>4</sub>" x 2<sup>3</sup>/<sub>8</sub>" x 1<sup>1</sup>/<sub>8</sub>" )  
**GRPWS-4824T:** 1175 x 60 x 3 mm (46<sup>1</sup>/<sub>4</sub>" x 2<sup>3</sup>/<sub>8</sub>" x 1<sup>1</sup>/<sub>8</sub>" )



ALL GLO-RAY® BLANKET HEATING ELEMENTS WARRANTED AGAINST BURNOUT FOR ONE (1) YEAR.



## Glo-Ray® Merchandising Warmers

Designed with both a slanted and horizontal shelf, Glo-Ray® Merchandising Warmers offer the convenience of customer self-serve with the efficiency of preparing and holding product in advance for peak serving periods.

**HIGH WATT MODELS:** Top shelf overhead heat is designed to hold fries and sandwiches.

- Warmer includes a slant and horizontal shelf for merchandising a variety of products like popcorn on the top shelf and nachos, boxed pizza or wrapped food on the bottom
- Standard Indicating Temperature Control (ITC) enhances accuracy and provides digital readout of temperatures
- Thermostatically-controlled hardcoated heated base to extend holding times
- Pre-focused infrared top heat directs heat to the outer edges where heat loss is greatest
- Product divider rods and 102 mm (4") legs included
- Shatter-resistant incandescent lights illuminate the holding areas and emphasize the product



**GRSDS/H-36D** with slant and horizontal shelves and optional 381 mm (15") clearance top shelf

### SLANT/HORIZONTAL DISPLAY WARMERS – DUAL SHELVES

Model†	No. of Bulbs, Divider Rods	Dimensions W x D x H	Watts		Ship Weight
			120, 120/208, 120/240V	220, 240V	
<b>GRSDS/H-30D</b>	4, 12	762 x 616 x 851 mm (30" x 24¼" x 33½")	1530▼	—	64 kg (140 lbs.)
<b>GRSDS/H-36D</b>	4, 14	914 x 616 x 851 mm (36" x 24¼" x 33½")	1810▼	1810	72 kg (158 lbs.)
<b>GRSDS/H-41D</b>	6, 16	1041 x 616 x 851 mm (41" x 24¼" x 33½")	2120*	2120	81 kg (178 lbs.)
<b>GRSDS/H-30DHW‡</b>	4, 12	762 x 616 x 851 mm (30" x 24¼" x 33½")	2450	—	64 kg (140 lbs.)
<b>GRSDS/H-36DHW‡</b>	4, 14	914 x 616 x 851 mm (36" x 24¼" x 33½")	2910	—	72 kg (158 lbs.)
<b>GRSDS/H-41DHW‡</b>	6, 16	1041 x 616 x 851 mm (41" x 24¼" x 33½")	3360	—	81 kg (178 lbs.)

‡ 220V, 240V available with CE Mark.

▼ Only available in 120V.

\* Only available in 120/208-240V, NEMA L14-20P.

‡ High wattage on top shelf only. Not available in 120V.

**All Slant/Horizontal Shelf Models Feature:**

Voltage: 120, 120/208, 120/240, 220 or 240, single phase.

### OPTIONS (available at time of purchase only)

**Designer Colors – Non-standard colors are non-returnable – Glossy Gray Standard –**

<b>RED</b>	Warm Red
<b>BLACK</b>	Black
<b>GRAY</b>	Gray Granite
<b>WHITE</b>	White Granite
<b>NAVY</b>	Navy Blue
<b>GREEN</b>	Hunter Green
<b>COPPER</b>	Antique Copper
<b>15SPACE</b>	381 mm (15") clearance top shelf in lieu of standard 305 mm (12") clearance (adds 3" to height of unit)

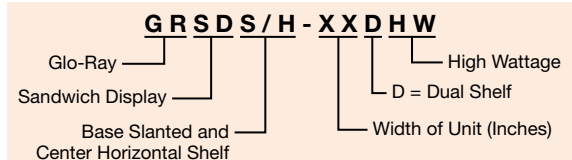
### ACCESSORIES (available for purchase at any time)

<b>GRSDS-DIV</b>	Additional Stainless Steel Divider Rods (bottom shelf only)
<b>GRSDH-DIV</b>	Additional Stainless Steel Divider Rods (top shelf only)

### COLORS AND FINISHES – PAGE 17

ALL GLO-RAY® METAL-SHEATHED HEATING ELEMENTS WARRANTED AGAINST BURNOUT AND BREAKAGE FOR TWO (2) YEARS.

ALL GLO-RAY® BLANKET HEATING ELEMENTS WARRANTED AGAINST BURNOUT FOR ONE (1) YEAR.







## Glo-Ray® Merchandising Warmers

Designed specifically for showcasing wrapped or boxed product, the Hatco Glo-Ray® Merchandising Warmers hold hot food safely at proper serving temperatures. These warmers offer the convenience of self-serve and the efficiency of kitchen-to-server holding.

- Available in single- or two-tier models
- Product divider rods sort food displays
- Thermostatically-controlled hardcoated heated base, with a temperature range of 85°-93°C (185°-200°F), to extend holding times
- Horizontal or slant shelves
- Pre-focused infrared top heat directs heat to the outer edges where heat loss is greatest
- Shatter-resistant incandescent lights illuminate the holding areas and emphasize the product



GRSDS-30 with accessory 102 mm (4") legs



GRSDH-30D

### HORIZONTAL MERCHANDISING WARMERS

Model†	No. of Bulbs, Divider Rods	Dimensions (W x D x H) Height includes legs	Usable Heated Shelf Space W x D	Watts	Ship Weight
<b>Single Shelf</b>					
GRSDH-24▼	2, 5	610 x 495 x 303 mm (24" x 19½" x 12")	22¾" x 16½" (577 x 419 mm)	830	22 kg (48 lbs.)
GRSDH-30▼	2, 6	762 x 495 x 303 mm (30" x 19½" x 12")	28¾" x 16½" (730 x 419 mm)	1060	25 kg (56 lbs.)
GRSDH-36▼	2, 7	914 x 495 x 303 mm (36" x 19½" x 12")	34¾" x 16½" (882 x 419 mm)	1278	30 kg (66 lbs.)
GRSDH-41▼	3, 8	1041 x 495 x 379 mm (41" x 19½" x 15")	39¾" x 16½" (1009 x 419 mm)	1462	34 kg (74 lbs.)
GRSDH-52▼	4, 10	1321 x 495 x 379 mm (52" x 19½" x 15")	50¾" x 16½" (1289 x 419 mm)	1912	39 kg (86 lbs.)
GRSDH-60*	5, 12	1524 x 495 x 379 mm (60" x 19½" x 15")	58¾" x 16½" (1492 x 419 mm)	2100	60 kg (133 lbs.)
<b>Dual Shelf</b>					
GRSDH-24D▼	4, 10	610 x 495 x 643 mm (24" x 19½" x 25½")	22¾" x 16½" (577 x 419 mm)	1660	40 kg (88 lbs.)
GRSDH-30D▼	4, 12	762 x 495 x 643 mm (30" x 19½" x 25½")	28¾" x 16½" (730 x 419 mm)	2120	45 kg (100 lbs.)
GRSDH-36D*	4, 14	914 x 495 x 643 mm (36" x 19½" x 25½")	34¾" x 16½" (882 x 419 mm)	2556	54 kg (120 lbs.)
GRSDH-41D*	6, 16	1041 x 495 x 643 mm (41" x 19½" x 25½")	39¾" x 16½" (1009 x 419 mm)	2928	62 kg (137 lbs.)
GRSDH-52D**	8, 20	1321 x 495 x 643 mm (52" x 19½" x 25½")	50¾" x 16½" (1289 x 419 mm)	3824	78 kg (172 lbs.)
GRSDH-60D**	10, 24	1524 x 495 x 643 mm (60" x 19½" x 25½")	58¾" x 16½" (1492 x 419 mm)	4200	89 kg (197 lbs.)

### SLANT MERCHANDISING WARMERS

Model†	No. of Bulbs, Divider Rods	Dimensions (W x D x H) Height includes legs	Usable Heated Shelf Space W x D	Watts	Ship Weight
<b>Single Shelf</b>					
GRSDS-24	2, 5	610 x 616 x 469 mm (24" x 24¼" x 18½")	22½" x 21" (572 x 533 mm)	695	36 kg (80 lbs.)
GRSDS-30	2, 6	762 x 616 x 469 mm (30" x 24¼" x 18½")	28½" x 21" (724 x 533 mm)	790	36 kg (80 lbs.)
GRSDS-36	2, 7	914 x 616 x 545 mm (36" x 24¼" x 21½")	34½" x 21" (876 x 533 mm)	935	42 kg (92 lbs.)
GRSDS-41	3, 8	1041 x 616 x 545 mm (41" x 24¼" x 21½")	39½" x 21" (1003 x 533 mm)	1090	44 kg (96 lbs.)
GRSDS-52	4, 10	1321 x 616 x 545 mm (52" x 24¼" x 21½")	50½" x 21" (1283 x 533 mm)	1400	50 kg (110 lbs.)
GRSDS-60	5, 12	1524 x 616 x 545 mm (60" x 24¼" x 21½")	58½" x 21" (1486 x 533 mm)	1715	76 kg (167 lbs.)
<b>Dual Shelf</b>					
GRSDS-24D▼	4, 10	610 x 616 x 820 mm (24" x 24¼" x 32½")	22½" x 21" (572 x 533 mm)	1355	52 kg (115 lbs.)
GRSDS-30D▼	4, 12	762 x 616 x 820 mm (30" x 24¼" x 32½")	28½" x 21" (724 x 533 mm)	1530	64 kg (140 lbs.)
GRSDS-36D▼	4, 14	914 x 616 x 820 mm (36" x 24¼" x 32½")	34½" x 21" (876 x 533 mm)	1810	73 kg (160 lbs.)
GRSDS-41D*	6, 16	1041 x 616 x 820 mm (41" x 24¼" x 32½")	39½" x 21" (1003 x 533 mm)	2120	82 kg (180 lbs.)
GRSDS-52D*	8, 20	1321 x 616 x 820 mm (52" x 24¼" x 32½")	50½" x 21" (1283 x 533 mm)	2725	98 kg (215 lbs.)
GRSDS-60D**	10, 24	1524 x 616 x 820 mm (60" x 24¼" x 32½")	58½" x 21" (1486 x 533 mm)	3340	108 kg (238 lbs.)

† 220V, 240V available with CE Mark.

▼ Only available in 120V.

\* Only available in 120V or 120/208-240V (120V for lights; 208V or 240V for heat).

+ No cap on 220V, 240V.

• No cap on 240V.

#### All Merchandising Warmer Models Feature:

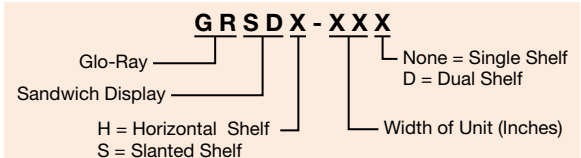
Voltage: 120, 120/208, 120/240, 220 or 240.

Cord Location: Horizontal Models: Left rear corner toward server side.

Slant Models: Control side at right base corner.

### OPTIONS AND ACCESSORIES – PAGE 5

ALL GLO-RAY® METAL-SHEATHED HEATING ELEMENTS WARRANTED AGAINST BURNOUT AND BREAKAGE FOR TWO (2) YEARS.  
ALL GLO-RAY® BLANKET HEATING ELEMENTS WARRANTED AGAINST BURNOUT FOR ONE (1) YEAR.





GRSDS-36D with dual slanted shelves

**OPTIONS** (available at time of purchase only)

<b>ITC-S</b>	Indicating Temperature Control (LED) for single shelf
<b>ITC-D</b>	Indicating Temperature Control (LED) for dual shelf
<b>SSEND</b>	Stainless Steel End Panels in lieu of Glass End Panels

**127 mm (5") Sneeze Guard (GRSDS one side, GRSDH two sides) –**

<b>GRSD24BP</b>	610 mm (24") wide models
<b>GRSD30BP</b>	762 mm (30") wide models
<b>GRSD36BP</b>	914 mm (36") wide models
<b>GRSD41BP</b>	1041 mm (41") wide models
<b>GRSD52BP</b>	1321 mm (52") wide models
<b>GRSD60BP</b>	1524 mm (60") wide models

<b>GRSDFLIPLCK1</b>	Flip-Up Door Locking Plate (for GRSDS and GRSDS-xxD -24 to -41 models)
<b>GRSDFLIPLCK2</b>	Flip-up Door Locking Plates (for GRSDS and GRSDS-xxD -52 to -60 models)

**Display Sign Holder (Signs not included) – Color matches unit color – Top or intermediate shelf (Slant or Horizontal models) –**

<b>GRSDS-24SIGN</b>	610 mm (24") width. Requires 575 W x 100 H x 2 D mm (22 <sup>5</sup> / <sub>8</sub> " x 3 <sup>7</sup> / <sub>8</sub> " x 1 <sup>1</sup> / <sub>16</sub> ") Sign
<b>GRSDS-30SIGN</b>	762 mm (30") width. Requires 727 W x 100 H x 2 D mm (28 <sup>5</sup> / <sub>8</sub> " x 3 <sup>7</sup> / <sub>8</sub> " x 1 <sup>1</sup> / <sub>16</sub> ") Sign
<b>GRSDS-36SIGN</b>	914 mm (36") width. Requires 879 W x 100 H x 2 D mm (34 <sup>5</sup> / <sub>8</sub> " x 3 <sup>7</sup> / <sub>8</sub> " x 1 <sup>1</sup> / <sub>16</sub> ") Sign
<b>GRSDS-41SIGN</b>	1041 mm (41") width. Requires 1006 W x 100 H x 2 D mm (39 <sup>5</sup> / <sub>8</sub> " x 3 <sup>7</sup> / <sub>8</sub> " x 1 <sup>1</sup> / <sub>16</sub> ") Sign
<b>GRSDS-52SIGN</b>	1321 mm (52") width. Requires 1286 W x 100 H x 2 D mm (50 <sup>5</sup> / <sub>8</sub> " x 3 <sup>7</sup> / <sub>8</sub> " x 1 <sup>1</sup> / <sub>16</sub> ") Sign
<b>GRSDS-60SIGN</b>	1524 mm (60") width. Requires 1489 W x 100 H x 2 D mm (58 <sup>5</sup> / <sub>8</sub> " x 3 <sup>7</sup> / <sub>8</sub> " x 1 <sup>1</sup> / <sub>16</sub> ") Sign

**ACCESSORIES** (available for purchase at any time)

<b>4"LEGS</b>	102 mm (4") Adjustable Legs (standard on units GRSDH-41 and larger, GRSDS-36 and larger and all duals)
---------------	--

**Plexi-Glass Flip-Up Doors on one side for GRSDS models – Not compatible with optional Sneeze Guards or Display Sign Holders in same opening –**

<b>SDS24FLIP</b>	610 mm (24") wide models
<b>SDS30FLIP</b>	762 mm (30") wide models
<b>SDS36FLIP</b>	914 mm (36") wide models
<b>SDS41FLIP</b>	1041 mm (41") wide models
<b>SDS52FLIP</b>	1321 mm (52") wide models – split doors
<b>SDS60FLIP</b>	1524 mm (60") wide models – split doors

**Plexi-Glass Flip-Up Doors on one side for GRSDH models – Not compatible with optional Sneeze Guards or Display Sign Holders in same opening –**

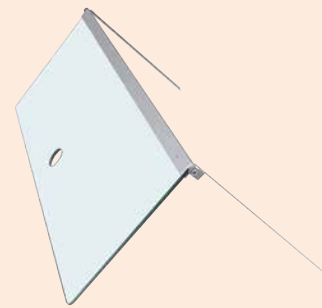
<b>GRSDH24FLIP</b>	610 mm (24") wide models
<b>GRSDH30FLIP</b>	762 mm (30") wide models
<b>GRSDH36FLIP</b>	914 mm (36") wide models
<b>GRSDH41FLIP</b>	1014 mm (41") wide models
<b>GRSDH52FLIP</b>	1321 mm (52") wide models – split doors
<b>GRSDH60FLIP</b>	1524 mm (60") wide models – split doors
<b>GRSDH-DIV</b>	Additional Stainless Steel Divider Rods – Horizontal model
<b>GRSDS-DIV</b>	Additional Stainless Steel Divider Rods – Slant model

**OPTIONS** (available at time of purchase only)

**Designer Colors – Non-standard colors are non-returnable – Glossy Gray Standard –**

<b>RED</b>	Warm Red
<b>BLACK</b>	Black
<b>GRAY</b>	Gray Granite
<b>WHITE</b>	White Granite
<b>NAVY</b>	Navy Blue
<b>GREEN</b>	Hunter Green
<b>COPPER</b>	Antique Copper

**COLORS AND FINISHES – PAGE 17**



SDS24FLIP shown with brackets for retrofit



## Glo-Ray® Designer Merchandising Warmers

Boost impulse sales by showcasing your hot foods in the Hatco Glo-Ray® Designer Merchandising Warmers. Designed specifically for displaying wrapped or boxed product, these warmers hold hot food safely at proper serving temperatures.

**NOTE:** Designer Series width dimensions are 159 mm (6¼") greater than the number listed in model.

- Constructed of aluminum and stainless steel with tempered glass side panels
- Pre-focused infrared top heat directs heat to the outer edges where heat loss is greatest
- Convenient for self-serve or quick-serve areas
- Available in single- or two-tier models
- Horizontal or slant shelves
- Thermostatically-controlled hardcoated heated base extends holding times
- Product divider rods sort food displays
- Shatter-resistant incandescent lights illuminate the holding areas and emphasize the product



GR2SDH-30 with standard Designer Black inset panels and accessory flip-up plexi-glass door

### DESIGNER HORIZONTAL DISPLAY WARMERS

Model*†	No. of Bulbs, Divider Rods	Dimensions (W x D x H) Height includes legs	Usable Heated Shelf Space W x D	Watts	Ship Weight
<b>Single Shelf</b>					
GR2SDH-24	2, 5	768 x 686 x 459 mm (30¼" x 27" x 18½")	606 x 559 mm (23⅞" x 22")	820	40 kg (87 lbs.)
GR2SDH-30	2, 6	921 x 686 x 459 mm (36¼" x 27" x 18½")	759 x 559 mm (29⅞" x 22")	1020	55 kg (120 lbs.)
GR2SDH-36	2, 7	1073 x 686 x 459 mm (42¼" x 27" x 18½")	911 x 559 mm (35⅞" x 22")	1220	59 kg (129 lbs.)
GR2SDH-42	4, 8	1226 x 686 x 459 mm (48¼" x 27" x 18½")	1064 x 559 mm (41⅞" x 22")	1490	63 kg (138 lbs.)
GR2SDH-48	4, 9	1378 x 686 x 459 mm (54¼" x 27" x 18½")	1216 x 559 mm (47⅞" x 22")	1690	73 kg (160 lbs.)
GR2SDH-54	4, 10	1530 x 686 x 459 mm (60¼" x 27" x 18½")	1368 x 559 mm (53⅞" x 22")	1890	78 kg (172 lbs.)
GR2SDH-60	6, 12	1683 x 686 x 459 mm (66¼" x 27" x 18½")	1521 x 559 mm (59⅞" x 22")	2210	85 kg (200 lbs.)
<b>Dual Shelf</b>					
GR2SDH-24D	4, 10	768 x 686 x 737 mm (30¼" x 27" x 29")	606 x 559 mm (23⅞" x 22")	1640	57 kg (126 lbs.)
GR2SDH-30D*	4, 12	921 x 686 x 737 mm (36¼" x 27" x 29")	759 x 559 mm (29⅞" x 22")	2040	72 kg (158 lbs.)
GR2SDH-36D*	4, 14	1073 x 686 x 737 mm (42¼" x 27" x 29")	911 x 559 mm (35⅞" x 22")	2440	93 kg (205 lbs.)
GR2SDH-42D*	8, 16	1226 x 686 x 737 mm (48¼" x 27" x 29")	1064 x 559 mm (41⅞" x 22")	2980	102 kg (225 lbs.)
GR2SDH-48D***	8, 18	1378 x 686 x 737 mm (54¼" x 27" x 29")	1216 x 559 mm (47⅞" x 22")	3380	115 kg (254 lbs.)
GR2SDH-54D***	8, 20	1530 x 686 x 737 mm (60¼" x 27" x 29")	1368 x 559 mm (53⅞" x 22")	3780	124 kg (274 lbs.)
GR2SDH-60D***	12, 24	1683 x 686 x 737 mm (66¼" x 27" x 29")	1521 x 559 mm (59⅞" x 22")	4420	149 kg (328 lbs.)

### DESIGNER SLANT DISPLAY WARMERS

Model*†	No. of Bulbs, Divider Rods	Dimensions (W x D x H) Height includes legs	Usable Heated Shelf Space W x D	Watts	Ship Weight
<b>Single Shelf</b>					
GR2SDS-24	2, 5	768 x 680 x 579 mm (30¼" x 26¾" x 22⅞")	606 x 559 mm (23⅞" x 22")	820	47 kg (102 lbs.)
GR2SDS-30	2, 6	921 x 680 x 579 mm (36¼" x 26¾" x 22⅞")	759 x 559 mm (29⅞" x 22")	1020	50 kg (110 lbs.)
GR2SDS-36	2, 7	1073 x 680 x 579 mm (42¼" x 26¾" x 22⅞")	911 x 559 mm (35⅞" x 22")	1220	62 kg (136 lbs.)
GR2SDS-42	4, 8	1226 x 680 x 579 mm (48¼" x 26¾" x 22⅞")	1064 x 559 mm (41⅞" x 22")	1490	70 kg (155 lbs.)
GR2SDS-48	4, 9	1378 x 680 x 579 mm (54¼" x 26¾" x 22⅞")	1216 x 559 mm (47⅞" x 22")	1690	74 kg (164 lbs.)
GR2SDS-54	4, 10	1530 x 680 x 579 mm (60¼" x 26¾" x 22⅞")	1368 x 559 mm (53⅞" x 22")	1890	83 kg (182 lbs.)
GR2SDS-60	6, 12	1683 x 680 x 579 mm (66¼" x 26¾" x 22⅞")	1521 x 559 mm (59⅞" x 22")	2210	92 kg (202 lbs.)
<b>Dual Shelf</b>					
GR2SDS-24D	4, 10	768 x 680 x 860 mm (30¼" x 26¾" x 33⅞")	606 x 559 mm (23⅞" x 22")	1640	74 kg (160 lbs.)
GR2SDS-30D*	4, 12	921 x 680 x 860 mm (36¼" x 26¾" x 33⅞")	759 x 559 mm (29⅞" x 22")	2040	84 kg (184 lbs.)
GR2SDS-36D*	4, 14	1073 x 680 x 860 mm (42¼" x 26¾" x 33⅞")	911 x 559 mm (35⅞" x 22")	2440	91 kg (200 lbs.)
GR2SDS-42D*	8, 16	1226 x 680 x 860 mm (48¼" x 26¾" x 33⅞")	1064 x 559 mm (41⅞" x 22")	2980	99 kg (218 lbs.)
GR2SDS-48D***	8, 18	1378 x 680 x 860 mm (54¼" x 26¾" x 33⅞")	1216 x 559 mm (47⅞" x 22")	3380	116 kg (255 lbs.)
GR2SDS-54D***	8, 20	1530 x 680 x 860 mm (60¼" x 26¾" x 33⅞")	1368 x 559 mm (53⅞" x 22")	3780	120 kg (265 lbs.)
GR2SDS-60D***	12, 24	1683 x 680 x 860 mm (66¼" x 26¾" x 33⅞")	1521 x 559 mm (59⅞" x 22")	4420	135 kg (296 lbs.)

† 220V, 240V available with CE Mark.

\* When no color is specified, color inset panels and corner caps will be Black.

\* Only available in 120/208 or 120/240V.

\* Cord without plug on 240V.

\* Cord without plug on 220V.

ALL GLO-RAY® METAL-SHEATHED HEATING ELEMENTS WARRANTED AGAINST BURNOUT AND BREAKAGE FOR TWO (2) YEARS.

ALL GLO-RAY® BLANKET HEATING ELEMENTS WARRANTED AGAINST BURNOUT FOR ONE (1) YEAR.

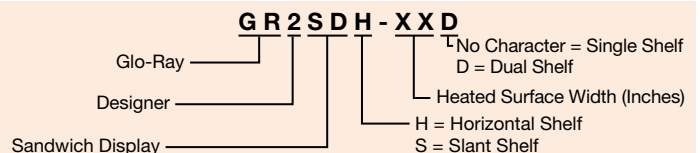
#### All Designer Display Warmer Models Feature:

Voltage: Single Shelf Models: 120, 220 or 240, single phase.

Dual Shelf Models: 120, 120/208-240, 220 or 240 single phase.

Cord Location: Back center of base on control side.

#### OPTIONS AND ACCESSORIES – PAGE 7







**OPTIONS** (available at time of purchase only)

**Designer Corner Caps –**

- BLACK** Black Corner Caps
- DKGRAY** Dark Gray Corner Caps

**127 mm (5") Sneeze Guard – Customer side only on Slant models –**

- GR2SD24BP** 768 mm (30<sup>3</sup>/<sub>4</sub>") wide models
- GR2SD30BP** 921 mm (36<sup>1</sup>/<sub>4</sub>") wide models
- GR2SD36BP** 1073 mm (42<sup>1</sup>/<sub>4</sub>") wide models
- GR2SD42BP** 1226 mm (48<sup>1</sup>/<sub>4</sub>") wide models
- GR2SD48BP** 1378 mm (54<sup>1</sup>/<sub>4</sub>") wide models
- GR2SD54BP** 1530 mm (60<sup>1</sup>/<sub>4</sub>") wide models
- GR2SD60BP** 1683 mm (66<sup>1</sup>/<sub>4</sub>") wide models

**Plexi-Glass Flip-Up Doors – On control or customer side –**

- 2SDS24FLIP** 768 mm (30<sup>3</sup>/<sub>4</sub>") wide models
- 2SDS30FLIP** 921 mm (36<sup>1</sup>/<sub>4</sub>") wide models
- 2SDS36FLIP** 1073 mm (42<sup>1</sup>/<sub>4</sub>") wide models
- 2SDS42FLIP** 1226 mm (48<sup>1</sup>/<sub>4</sub>") wide models
- 2SDS48FLIP** 1378 mm (54<sup>1</sup>/<sub>4</sub>") wide models – split doors
- 2SDS54FLIP** 1530 mm (60<sup>1</sup>/<sub>4</sub>") wide models – split doors
- 2SDS60FLIP** 1683 mm (66<sup>1</sup>/<sub>4</sub>") wide models – split doors
- 2SDHFRTGLS** Front Glass in lieu of Channel Dividers and Divider Rods. Cannot have Sneeze Guards or Flip-Up Doors (GR2SDH series only)

**SS-ITC**

Indicating Temperature Control (LED) for single shelf (adds 48 mm [1<sup>7</sup>/<sub>8</sub>" ] to Horizontal model depth and 45 mm [1<sup>3</sup>/<sub>4</sub>" ] to Slant model depth)

**DS-ITC**

Indicating Temperature Control (LED) for dual shelf (adds 48 mm [1<sup>7</sup>/<sub>8</sub>" ] to Horizontal model depth and 45 mm [1<sup>3</sup>/<sub>4</sub>" ] to Slant model depth)

**ACCESSORIES** (available for purchase at any time)

- 2SD-DIV** Additional Stainless Steel Divider Rods

**COLORS AND FINISHES – PAGE 17**

**OPTIONS** (available at time of purchase only)

**Designer Colors – Non-standard colors are non-returnable – Clear Anodized Aluminum Standard –**

- RED** Warm Red
- BLACK** Black
- GRAY** Gray Granite
- WHITE** White Granite
- NAVY** Navy Blue
- GREEN** Hunter Green
- COPPER** Antique Copper

**Designer Inset Panel Colors – Non-standard colors are non-returnable – Black Standard –**

- RED** Warm Red
- BLACK** Black
- GRAY** Gray Granite
- WHITE** White Granite
- NAVY** Navy Blue
- GREEN** Hunter Green
- COPPER** Antique Copper



SS-ITC Optional



DS-ITC Optional



**Heated LED Merchandisers**

The new Heated Merchandiser with LED lighting is sleekly designed to safely hold hot packaged food to attract your grab-and-go customers. Available in slant or horizontal shelves, the Heated LED Merchandising Warmers are offered in both single and dual shelf models.



- Choose from slant or horizontal, single or dual shelf models
- Infrared heat safely holds hot packaged product for hours
- High efficiency LED lighting creates better illumination of food product in the holding area
- Feature a thermostatically-controlled hardcoated heated base shelf
- Hinged glass side panels are held in place magnetically and swing out for easy cleaning
- An optional Indicating Temperature Control (ITC) enhances accurate control of temperature



**HXMS-36D**  
in standard  
Designer Black

**HORIZONTAL HEATED LED MERCHANDISING WARMERS**

Model†	Dimensions (W x D x H) <i>Height includes legs</i>	Usable Heated Shelf Space W x D	Watts – Amps			Ship Weight*
			120V	120/208-240V	230V	
<b>Horizontal Single Shelf</b>						
HXMH-24	709 x 725 x 555 mm (28" x 28 <sup>5</sup> / <sub>8</sub> " x 21 <sup>3</sup> / <sub>4</sub> ")	567 x 552 mm (22 <sup>1</sup> / <sub>50</sub> " x 21 <sup>3</sup> / <sub>4</sub> ")	700 - 5.8	—	671 - 2.9	55 kg (120 lbs.)
HXMH-30	861 x 725 x 555 mm (34" x 28 <sup>5</sup> / <sub>8</sub> " x 21 <sup>3</sup> / <sub>4</sub> ")	720 x 552 mm (28 <sup>1</sup> / <sub>50</sub> " x 21 <sup>3</sup> / <sub>4</sub> ")	900 - 7.5	—	863 - 3.8	60 kg (133 lbs.)
HXMH-36	1013 x 725 x 555 mm (40" x 28 <sup>5</sup> / <sub>8</sub> " x 21 <sup>3</sup> / <sub>4</sub> ")	872 x 552 mm (34 <sup>1</sup> / <sub>50</sub> " x 21 <sup>3</sup> / <sub>4</sub> ")	1100 - 9.2	—	1055 - 4.6	66 kg (145 lbs.)
HXMH-42	1166 x 725 x 555 mm (46" x 28 <sup>5</sup> / <sub>8</sub> " x 21 <sup>3</sup> / <sub>4</sub> ")	1025 x 552 mm (40 <sup>1</sup> / <sub>50</sub> " x 21 <sup>3</sup> / <sub>4</sub> ")	1200 - 10.0	—	1201 - 5.2	73 kg (161 lbs.)
HXMH-48	1318 x 725 x 555 mm (52" x 28 <sup>5</sup> / <sub>8</sub> " x 21 <sup>3</sup> / <sub>4</sub> ")	1177 x 552 mm (46 <sup>1</sup> / <sub>50</sub> " x 21 <sup>3</sup> / <sub>4</sub> ")	1450 - 12.1	—	1392 - 6.1	86 kg (190 lbs.)
HXMH-54	1471 x 725 x 555 mm (58" x 28 <sup>5</sup> / <sub>8</sub> " x 21 <sup>3</sup> / <sub>4</sub> ")	1329 x 552 mm (52 <sup>1</sup> / <sub>50</sub> " x 21 <sup>3</sup> / <sub>4</sub> ")	1650 - 13.8	—	1585 - 6.9	93 kg (205 lbs.)
HXMH-60	1623 x 725 x 555 mm (64" x 28 <sup>5</sup> / <sub>8</sub> " x 21 <sup>3</sup> / <sub>4</sub> ")	1482 x 552 mm (58 <sup>1</sup> / <sub>50</sub> " x 21 <sup>3</sup> / <sub>4</sub> ")	1900 - 15.8	—	1777 - 7.7	104 kg (230 lbs.)
<b>Horizontal Dual Shelf</b>						
HXMH-24D	709 x 725 x 835 mm (28" x 28 <sup>5</sup> / <sub>8</sub> " x 32 <sup>3</sup> / <sub>4</sub> ")	567 x 552 mm (22 <sup>1</sup> / <sub>50</sub> " x 21 <sup>3</sup> / <sub>4</sub> ")	1400 - 11.7	—	1342 - 5.8	73 kg (160 lbs.)
HXMH-30D	861 x 725 x 835 mm (34" x 28 <sup>5</sup> / <sub>8</sub> " x 32 <sup>3</sup> / <sub>4</sub> ")	720 x 552 mm (28 <sup>1</sup> / <sub>50</sub> " x 21 <sup>3</sup> / <sub>4</sub> ")	—	1800 - 7.5	1726 - 7.5	84 kg (185 lbs.)
HXMH-36D	1013 x 725 x 835 mm (40" x 28 <sup>5</sup> / <sub>8</sub> " x 32 <sup>3</sup> / <sub>4</sub> ")	872 x 552 mm (34 <sup>1</sup> / <sub>50</sub> " x 21 <sup>3</sup> / <sub>4</sub> ")	—	2200 - 9.2	2110 - 9.2	93 kg (205 lbs.)
HXMH-42D	1166 x 725 x 835 mm (46" x 28 <sup>5</sup> / <sub>8</sub> " x 32 <sup>3</sup> / <sub>4</sub> ")	1025 x 552 mm (40 <sup>1</sup> / <sub>50</sub> " x 21 <sup>3</sup> / <sub>4</sub> ")	—	2400 - 10.0	2402 - 10.4	100 kg (220 lbs.)
HXMH-48D	1318 x 725 x 835 mm (52" x 28 <sup>5</sup> / <sub>8</sub> " x 32 <sup>3</sup> / <sub>4</sub> ")	1177 x 552 mm (46 <sup>1</sup> / <sub>50</sub> " x 21 <sup>3</sup> / <sub>4</sub> ")	—	2900 - 12.1	2784 - 12.1	111 kg (244 lbs.)
HXMH-54D	1471 x 725 x 835 mm (58" x 28 <sup>5</sup> / <sub>8</sub> " x 32 <sup>3</sup> / <sub>4</sub> ")	1329 x 552 mm (52 <sup>1</sup> / <sub>50</sub> " x 21 <sup>3</sup> / <sub>4</sub> ")	—	3300 - 13.8	3170 - 13.8	123 kg (271 lbs.)
HXMH-60D	1623 x 725 x 835 mm (64" x 28 <sup>5</sup> / <sub>8</sub> " x 32 <sup>3</sup> / <sub>4</sub> ")	1482 x 552 mm (58 <sup>1</sup> / <sub>50</sub> " x 21 <sup>3</sup> / <sub>4</sub> ")	—	3700 - 15.4	3554 - 15.5	136 kg (300 lbs.)

**SLANT HEATED LED MERCHANDISING WARMERS**

Model†	Dimensions (W x D x H) <i>Height includes legs</i>	Usable Heated Shelf Space W x D	Watts – Amps			Ship Weight*
			120V	120/208-240V	230V	
<b>Slant Single Shelf</b>						
HXMS-24	709 x 715 x 551 mm (28" x 28 <sup>1</sup> / <sub>8</sub> " x 21 <sup>3</sup> / <sub>4</sub> ")	567 x 552 mm (22 <sup>1</sup> / <sub>50</sub> " x 21 <sup>3</sup> / <sub>4</sub> ")	700 - 5.8	—	671 - 2.9	51 kg (112 lbs.)
HXMS-30	861 x 715 x 551 mm (34" x 28 <sup>1</sup> / <sub>8</sub> " x 21 <sup>3</sup> / <sub>4</sub> ")	720 x 552 mm (28 <sup>1</sup> / <sub>50</sub> " x 21 <sup>3</sup> / <sub>4</sub> ")	900 - 7.5	—	863 - 3.8	60 kg (133 lbs.)
HXMS-36	1013 x 715 x 551 mm (40" x 28 <sup>1</sup> / <sub>8</sub> " x 21 <sup>3</sup> / <sub>4</sub> ")	872 x 552 mm (34 <sup>1</sup> / <sub>50</sub> " x 21 <sup>3</sup> / <sub>4</sub> ")	1100 - 9.2	—	1055 - 4.6	68 kg (150 lbs.)
HXMS-42	1166 x 715 x 551 mm (46" x 28 <sup>1</sup> / <sub>8</sub> " x 21 <sup>3</sup> / <sub>4</sub> ")	1025 x 552 mm (40 <sup>1</sup> / <sub>50</sub> " x 21 <sup>3</sup> / <sub>4</sub> ")	1200 - 10.0	—	1201 - 5.2	73 kg (161 lbs.)
HXMS-48	1318 x 715 x 551 mm (52" x 28 <sup>1</sup> / <sub>8</sub> " x 21 <sup>3</sup> / <sub>4</sub> ")	1177 x 552 mm (46 <sup>1</sup> / <sub>50</sub> " x 21 <sup>3</sup> / <sub>4</sub> ")	1450 - 12.1	—	1392 - 6.1	85 kg (188 lbs.)
HXMS-54	1471 x 715 x 551 mm (58" x 28 <sup>1</sup> / <sub>8</sub> " x 21 <sup>3</sup> / <sub>4</sub> ")	1329 x 552 mm (52 <sup>1</sup> / <sub>50</sub> " x 21 <sup>3</sup> / <sub>4</sub> ")	1650 - 13.8	—	1585 - 6.9	93 kg (205 lbs.)
HXMS-60	1623 x 715 x 551 mm (64" x 28 <sup>1</sup> / <sub>8</sub> " x 21 <sup>3</sup> / <sub>4</sub> ")	1482 x 552 mm (58 <sup>1</sup> / <sub>50</sub> " x 21 <sup>3</sup> / <sub>4</sub> ")	1900 - 15.8	—	1777 - 7.7	93 kg (205 lbs.)
<b>Slant Dual Shelf</b>						
HXMS-24D	709 x 715 x 831 mm (28" x 28 <sup>1</sup> / <sub>8</sub> " x 32 <sup>3</sup> / <sub>4</sub> ")	567 x 552 mm (22 <sup>1</sup> / <sub>50</sub> " x 21 <sup>3</sup> / <sub>4</sub> ")	1400 - 11.7	—	1342 - 5.8	73 kg (160 lbs.)
HXMS-30D	861 x 715 x 831 mm (34" x 28 <sup>1</sup> / <sub>8</sub> " x 32 <sup>3</sup> / <sub>4</sub> ")	720 x 552 mm (28 <sup>1</sup> / <sub>50</sub> " x 21 <sup>3</sup> / <sub>4</sub> ")	—	1800 - 7.5	1726 - 7.5	85 kg (187 lbs.)
HXMS-36D	1013 x 715 x 831 mm (40" x 28 <sup>1</sup> / <sub>8</sub> " x 32 <sup>3</sup> / <sub>4</sub> ")	872 x 552 mm (34 <sup>1</sup> / <sub>50</sub> " x 21 <sup>3</sup> / <sub>4</sub> ")	—	2200 - 9.2	2110 - 9.2	94 kg (208 lbs.)
HXMS-42D	1166 x 715 x 831 mm (46" x 28 <sup>1</sup> / <sub>8</sub> " x 32 <sup>3</sup> / <sub>4</sub> ")	1025 x 552 mm (40 <sup>1</sup> / <sub>50</sub> " x 21 <sup>3</sup> / <sub>4</sub> ")	—	2400 - 10.0	2402 - 10.4	105 kg (232 lbs.)
HXMS-48D	1318 x 715 x 831 mm (52" x 28 <sup>1</sup> / <sub>8</sub> " x 32 <sup>3</sup> / <sub>4</sub> ")	1177 x 552 mm (46 <sup>1</sup> / <sub>50</sub> " x 21 <sup>3</sup> / <sub>4</sub> ")	—	2900 - 12.1	2784 - 12.1	111 kg (245 lbs.)
HXMS-54D	1471 x 715 x 831 mm (58" x 28 <sup>1</sup> / <sub>8</sub> " x 32 <sup>3</sup> / <sub>4</sub> ")	1329 x 552 mm (52 <sup>1</sup> / <sub>50</sub> " x 21 <sup>3</sup> / <sub>4</sub> ")	—	3300 - 13.8	3170 - 13.8	123 kg (270 lbs.)
HXMS-60D	1623 x 715 x 831 mm (64" x 28 <sup>1</sup> / <sub>8</sub> " x 32 <sup>3</sup> / <sub>4</sub> ")	1482 x 552 mm (58 <sup>1</sup> / <sub>50</sub> " x 21 <sup>3</sup> / <sub>4</sub> ")	—	3700 - 15.4	3554 - 15.5	132 kg (291 lbs.)

† 230V available with CE Mark.

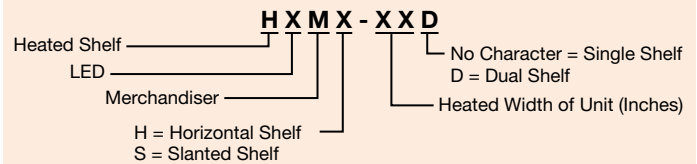
\* Shipping weights are approximate.

**All Heated LED Merchandising Warmer Models Feature:**

- Divider Rods: -24 and -24D Models: 5.
- 30 and -30D Models: 6.
- 36 and -36D Models: 7.
- 42 and -42D Models: 8.
- 48 and -48D Models: 9.
- 54 and -54D Models: 10.
- 60 and -60D Models: 12.

Cord Location: Back center of base, on left side of control box.

**OPTIONS AND ACCESSORIES – PAGE 9**







HZMS-48D in standard *Designer Black* with optional red LED accent lighting in support posts

**OPTIONS** (available at time of purchase only)

**Designer Colors – Non-standard colors are non-returnable –**

<b>RED</b>	Warm Red
<b>BLACK</b>	Black
<b>GRAY</b>	Gray Granite
<b>WHITE</b>	White Granite
<b>NAVY</b>	Navy Blue
<b>GREEN</b>	Hunter Green
<b>COPPER</b>	Antique Copper
<b>HZM-LP</b>	Red LED Accent Lighting in support post (HXM and HZM models)

**Wire Guards – Single shelf, Slant and Horizontal models – HZM models only –**

<b>HZMWG-24</b>	Wire Guard on -24 models
<b>HZMWG-30 -36 -42 -48</b>	Wire Guard on -30, -36, -42 & -48 models
<b>HZMWG-54 -60</b>	Wire Guard on -54 & -60 models

**Wire Guards – Dual shelf, Slant and Horizontal models – HZM models only –**

<b>HZMWG-24D</b>	Wire Guard on -24 models
<b>HZMWG-30D -36D -42D -48D</b>	Wire Guard on -30, -36, -42 & -48 Models
<b>HZMWG-54D -60D</b>	Wire Guard on -54 & -60 Models

**SS-ITC** Indicating Temperature Control (LED) for single shelf (HXM models only)

**DS-ITC** Indicating Temperature Control (LED) for dual shelf (HXM models only)

**Sneeze Guards – HXM and HZM models – Not compatible with Flip-Up Doors in same opening –**

<b>HZM24BP</b>	127 mm (5") Sneeze Guard on customer side on -24 models
<b>HZM30BP</b>	127 mm (5") Sneeze Guard on customer side on -30 models
<b>HZM36BP</b>	127 mm (5") Sneeze Guard on customer side on -36 models
<b>HZM42BP</b>	127 mm (5") Sneeze Guard on customer side on -42 models
<b>HZM48BP</b>	127 mm (5") Sneeze Guard on customer side on -48 models
<b>HZM54BP</b>	127 mm (5") Sneeze Guard on customer side on -54 models
<b>HZM60BP</b>	127 mm (5") Sneeze Guard on customer side on -60 models

**Flip-Up Doors – HXM and HZM models – Not compatible with Sneeze Guards in same opening, one side only –**

<b>HZM24FLIP</b>	Plexi-Glass Flip-Up Doors on control or customer side on -24 models
<b>HZM30FLIP</b>	Plexi-Glass Flip-Up Doors on control or customer side on -30 models
<b>HZM36FLIP</b>	Plexi-Glass Flip-Up Doors on control or customer side on -36 models
<b>HZM42FLIP</b>	Plexi-Glass Flip-Up Doors on control or customer side on -42 models
<b>HZM48FLIP</b>	Plexi-Glass Flip-Up Doors on control or customer side on -48 models
<b>HZM54FLIP</b>	Plexi-Glass Flip-Up Doors on control or customer side on -54 models
<b>HZM60FLIP</b>	Plexi-Glass Flip-Up Doors on control or customer side on -60 models

**ACCESSORIES** (available for purchase at any time)

<b>HZM-DIV</b>	Additional Stainless Steel Divider Rods (HXM and HZM models)
----------------	--

**COLORS AND FINISHES – PAGE 17**



## Glo-Ray® Heated Glass Merchandisers

Hatco's Glo-Ray® Heated Glass Merchandisers are perfect for holding hot wrapped or boxed foods on a buffet line or customer serving areas and features a curved design that compliments any décor.

- Blanket-style heating elements in the hardcoated base that are thermostatically-controlled
- Unique, patented heated glass shelves with infinite controls
- LED lighting allows for optimal food product display with energy savings
- Also with tempered glass side panels, heated base and box stops/sign holders on each shelf (signs not included)



**GR3SDS-39DCT** in standard Gloss finish Glossy Gray with standard top sign holder (signs not included)



**GR3SDS-39TCT** in standard Gloss finish Glossy Gray with standard top sign holder (signs not included)

### HEATED GLASS MERCHANDISERS

Model†	Dimensions W x D x H*	Voltage	Watts	Amps	Ship Weight
<b>Dual Shelf</b>					
<b>GR3SDS-39DCT</b>	995 x 699 x 673 mm (39 <sup>1</sup> / <sub>8</sub> " x 27 <sup>5</sup> / <sub>8</sub> " x 26 <sup>1</sup> / <sub>2</sub> " )	220-230-240	1945-2120-2305	8.8-9.2-9.6	84 kg (185 lbs.)
<b>Triple Shelf</b>					
<b>GR3SDS-39TCT</b>	995 x 699 x 882 mm (39 <sup>1</sup> / <sub>8</sub> " x 27 <sup>5</sup> / <sub>8</sub> " x 34 <sup>3</sup> / <sub>4</sub> " )	220-230-240	2720-2970-3235	12.4-12.9-13.5	109 kg (240 lbs.)

† Available with CE Mark.

**All Heated Glass Merchandiser Models Feature:**

Usable Heated Shelf Space: **GR3SDS-39DCT:** 895 x 540 mm (35<sup>1</sup>/<sub>4</sub>" x 21<sup>1</sup>/<sub>4</sub>" ).

**GR3SDS-39TCT:** 895 x 540 mm (35<sup>1</sup>/<sub>4</sub>" x 21<sup>1</sup>/<sub>4</sub>" ).

Divider Rods: **GR3SDS-39DCT:** 14 rods (7 per shelf).

**GR3SDS-39TCT:** 21 rods (7 per shelf).

Cord Location: Right rear on server's side.

### OPTIONS (available at time of purchase only)

**Designer Colors – Non-standard colors are non-returnable – Glossy Gray Standard –**

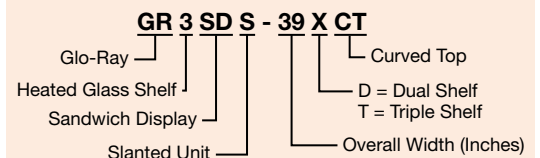
<b>RED</b>	Warm Red
<b>BLACK</b>	Black
<b>GRAY</b>	Gray Granite
<b>WHITE</b>	White Granite
<b>NAVY</b>	Navy Blue
<b>GREEN</b>	Hunter Green
<b>COPPER</b>	Antique Copper

### ACCESSORIES (available for purchase at any time)

<b>3SD-DIV</b>	Additional Stainless Steel Divider Rods
<b>4"LEGS</b>	102 mm (4") Adjustable Legs

### COLORS AND FINISHES – PAGE 17

ALL GLO-RAY® BLANKET HEATING ELEMENTS  
WARRANTED AGAINST BURNOUT FOR ONE (1) YEAR.



## Glo-Ray® Curved Merchandising Warmers

Looking to add a touch of class to a new point-of-sale area or to change or upgrade an existing area? Hatco's Glo-Ray® Curved Merchandising Warmer offers a unique and attractive solution for impulse sales areas.

- Single shelf and dual shelf units come standard with mirrored glass back panel
- Individual thermostatically-controlled heated base with master rocker switch maintains safe serving temperatures
- Halogen lighting allows for optimal food product display
- Humidified dual shelf unit contains a five cup capacity water reservoir
- Models with simulated stone are Swanstone®



**GRCMW-1** in standard Designer Black with food pans (not available)



**GRCMW-1DH** in standard Designer Black with food pans (not available)

### CURVED MERCHANDISING WARMERS

Model†	Dimensions W x D x H	Usable Heated Surface Space W x D		Watts	Ship Weight
		Top Shelf	Bottom Shelf		
<b>Single Shelf</b>					
<b>GRCMW-1</b>	562 x 545 x 505 mm (22 <sup>1</sup> / <sub>8</sub> " x 21 <sup>1</sup> / <sub>2</sub> " x 19 <sup>3</sup> / <sub>8</sub> ")	—	523 x 355 mm (20 <sup>5</sup> / <sub>8</sub> " x 14")	670	25 kg (56 lbs.)
<b>Dual Shelf</b>					
<b>GRCMW-1D<sup>▲</sup></b>	660 x 511 x 683 mm (26" x 20 <sup>1</sup> / <sub>8</sub> " x 26 <sup>7</sup> / <sub>8</sub> ")	622 x 355 mm (24 <sup>1</sup> / <sub>2</sub> " x 14")	546 x 355 mm (21 <sup>1</sup> / <sub>2</sub> " x 14")	1540	42 kg (92 lbs.)
<b>Dual Shelf with Humidity<sup>★</sup></b>					
<b>GRCMW-1DH<sup>▲</sup></b>	660 x 511 x 683 mm (26" x 20 <sup>1</sup> / <sub>8</sub> " x 26 <sup>7</sup> / <sub>8</sub> ")	622 x 355 mm (24 <sup>1</sup> / <sub>2</sub> " x 14")	546 x 355 mm (21 <sup>1</sup> / <sub>2</sub> " x 14")	1660	45 kg (100 lbs.)

† 220V, 240V available with CE Mark.

★ Humidity on bottom shelf only.

**All Curved Merchandising Warmer Models Feature:**

**Voltage:** 120, 220 or 240.

**Water Reservoir Capacity (GRCMW-1DH Model Only):** 1.2 liters (5 cups).

**Cord Location:** Control side at right base corner.

**WATER QUALITY REQUIREMENTS – PAGE 16**

### OPTIONS (available at time of purchase only)

**Designer Colors (unit's painted surface) – Non-standard colors are non-returnable –**

<b>RED</b>	Warm Red
<b>BLACK</b>	Black
<b>GRAY</b>	Gray Granite
<b>WHITE</b>	White Granite
<b>NAVY</b>	Navy Blue
<b>GREEN</b>	Hunter Green
<b>COPPER</b>	Antique Copper

**Simulated Stone Colors (unit's painted surface and decorative trim inserts) – Non-standard colors are non-returnable –**

<b>GGRAN</b>	Gray Granite
<b>BSAND</b>	Bermuda Sand
<b>NSKY</b>	Night Sky

**CMWDBACKFLIP** Top and bottom shelf Flip-Up Doors on server's side in lieu of Mirrored Back Panel (GRCMW-1D, -1DH models only)

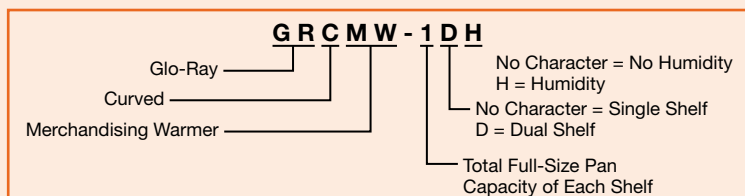
**CMWDTOPFLIP** Top shelf Flip-Up Door on customer side in lieu of Sneeze Guard (GRCMW-1D, -1DH models only)

**FOOD PANS AND TRIVETS – PAGE 16**

**COLORS AND FINISHES – PAGE 17**

ALL GLO-RAY® METAL-SHEATHED HEATING ELEMENTS WARRANTED AGAINST BURNOUT AND BREAKAGE FOR TWO (2) YEARS.

ALL GLO-RAY® BLANKET HEATING ELEMENTS WARRANTED AGAINST BURNOUT FOR ONE (1) YEAR.







## Glo-Ray® Designer Heated Display Cases

Our Designer series Glo-Ray® Heated Display Case with curved glass and incandescent lighting will display your offering with flare and elegance. We combine our thermostatically-controlled heated base and infrared overhead heating to blanket your offering at the perfect temperature.

- The tempered curved glass design offers a great line of sight to draw in your customers
- Exclusive cool base construction
- Rollerless sliding doors
- Available with or without controlled humidity (bottom shelf only)
- Constructed of aluminum and stainless steel with tempered glass
- Curved glass front tilts forward for easy cleaning
- Pre-focused infrared top heat directs heat to the outer edges where heat loss is greatest
- Shatter-resistant incandescent lights illuminate the food product



Humidified reservoir is located in between pans



**GRCD-2P** with pan rail and optional Designer color, backlit sign holder (sign not included) and accessory food pans



**GRCDH-1PD** with pan skirt, optional flip-up doors and accessory food pans (top baking dish not available)



**GRCDH-3PD** shown in standard Stainless Steel with accessory food pans

### DESIGNER DISPLAY CASES

Model†	No. of Bulbs	Dimensions (W x D x H) Height includes legs	Usable Heated Shelf Space W x D	Watts	Ship Weight
<b>Single Shelf</b>					
<b>GRCD-1P</b>	2	524 x 660 x 610 mm (20 <sup>5</sup> / <sub>8</sub> " x 26" x 24")	460 x 533 mm (18 <sup>1</sup> / <sub>8</sub> " x 21"D)	425	43 kg (95 lbs.)
<b>GRCD-2P</b>	3	826 x 660 x 610 mm (32 <sup>1</sup> / <sub>2</sub> " x 26" x 24")	762 x 533 mm (30" x 21"D)	780	55 kg (120 lbs.)
<b>GRCD-3P</b>	3	1156 x 660 x 610 mm (45 <sup>1</sup> / <sub>2</sub> " x 26" x 24")	1092 x 533 mm (43" x 21"D)	1005	69 kg (152 lbs.)
<b>Dual Shelf</b>					
<b>GRCD-1PD</b>	4	524 x 660 x 806 mm (20 <sup>5</sup> / <sub>8</sub> " x 26" x 31 <sup>3</sup> / <sub>4</sub> ")	460 x 533 mm (18 <sup>1</sup> / <sub>8</sub> " x 21"D)	905	45 kg (98 lbs.)
<b>GRCD-2PD</b>	6	826 x 660 x 806 mm (32 <sup>1</sup> / <sub>2</sub> " x 26" x 31 <sup>3</sup> / <sub>4</sub> ")	762 x 533 mm (30" x 21"D)	1030	77 kg (170 lbs.)
<b>GRCD-3PD</b>	6	1156 x 660 x 806 mm (45 <sup>1</sup> / <sub>2</sub> " x 26" x 31 <sup>3</sup> / <sub>4</sub> ")	1092 x 533 mm (43" x 21"D)	1434	95 kg (210 lbs.)
<b>Single Shelf with Humidity*</b>					
<b>GRCDH-1P</b>	2	524 x 660 x 610 mm (20 <sup>5</sup> / <sub>8</sub> " x 26" x 24")	460 x 533 mm (18 <sup>1</sup> / <sub>8</sub> " x 21"D)	697	41 kg (90 lbs.)
<b>GRCDH-2P</b>	3	826 x 660 x 610 mm (32 <sup>1</sup> / <sub>2</sub> " x 26" x 24")	762 x 533 mm (30" x 21"D)	1052	56 kg (124 lbs.)
<b>GRCDH-3P</b>	3	1156 x 660 x 610 mm (45 <sup>1</sup> / <sub>2</sub> " x 26" x 24")	1092 x 533 mm (43" x 21"D)	1255	71 kg (156 lbs.)
<b>Dual Shelf with Humidity*</b>					
<b>GRCDH-1PD</b>	4	524 x 660 x 806 mm (20 <sup>5</sup> / <sub>8</sub> " x 26" x 31 <sup>3</sup> / <sub>4</sub> ")	460 x 533 mm (18 <sup>1</sup> / <sub>8</sub> " x 21"D)	1177	55 kg (120 lbs.)
<b>GRCDH-2PD</b>	6	826 x 660 x 806 mm (32 <sup>1</sup> / <sub>2</sub> " x 26" x 31 <sup>3</sup> / <sub>4</sub> ")	762 x 533 mm (30" x 21"D)	1460	79 kg (174 lbs.)
<b>GRCDH-3PD</b>	6	1156 x 660 x 806 mm (45 <sup>1</sup> / <sub>2</sub> " x 26" x 31 <sup>3</sup> / <sub>4</sub> ")	1092 x 533 mm (43" x 21"D)	1960	100 kg (220 lbs.)

† 220V, 240V available with CE Mark.

\* Humidity on bottom shelf only. Includes pan skirt on bottom shelf (pan skirts accommodate 64 mm H [2<sup>1</sup>/<sub>2</sub>"] pans).

#### All Designer Display Case Models Feature:

Voltage: 120, 220 or 240, single phase.

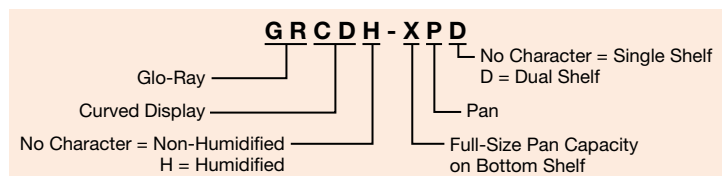
Water Reservoir Capacity (Humidified Models only): 3 liters (3 quarts).

Cord Location: Control side at right base corner.

#### OPTIONS – PAGE 13

#### WATER QUALITY REQUIREMENTS – PAGE 16

ALL GLO-RAY® METAL-SHEATHED HEATING ELEMENTS WARRANTED AGAINST BURNOUT AND BREAKAGE FOR TWO (2) YEARS.  
ALL GLO-RAY® BLANKET HEATING ELEMENTS WARRANTED AGAINST BURNOUT FOR ONE (1) YEAR.





**GRCD-2PD** with optional self-closing flip-up doors and *Designer* color

**OPTIONS** (available at time of purchase only)

**Backlit Base Sign Holder (Sign not included) – CE Mark not available –**

**BCKLIT SIGN 2-PAN** 2-Pan models (11 kg [25 lbs.]). Requires 816 W x 127 H x 2 D mm (32 1/8" x 5" x 1/16") Translucent Sign – 120V only

**BCKLIT SIGN 3-PAN** 3-Pan models (13 kg [28 lbs.]). Requires 1146 W x 127 H x 2 D mm (45 1/8" x 5" x 1/16") Translucent Sign – 120V only

**NEW Self-Closing Flip-Up Doors on both shelves on customer side in lieu of Glass Front (adds 13 mm [1/2"] depth to unit) –**

**CD1PDFLIP** 1-Pan models

**CD2PDFLIP** 2-Pan models

**CD3PDFLIP** 3-Pan models

**Pan Skirt on bottom shelf (accommodates 64 mm D [2 1/2"] Pans – standard on Humidified models) –**

**SKIRT-1P** 1-Pan model in lieu of Pan Rail

**SKIRT-2P** 2-Pan model in lieu of Pan Rail

**SKIRT-3P** 3-Pan model in lieu of Pan Rail

**UPPERSKIRT-2P** Pan Skirt for upper shelf of 2-Pan models

**UPPERSKIRT-3P** Pan Skirt for upper shelf of 3-Pan models

**Mirrored Glass Doors in lieu of Glass Doors (server side only) –**

**Single Shelf Models –**

**MIRROR** -1P

**MIRROR** -2P

**MIRROR** -3P

**Dual Shelf Models –**

**MIRROR** -1PD

**MIRROR** -2PD

**MIRROR** -3PD

**FOOD PANS AND TRIVETS – PAGE 16**

**OPTIONS** (available at time of purchase only)

**Designer Colors – Non-standard colors are non-returnable – Stainless Steel Standard –**

<b>RED</b>	Warm Red
<b>BLACK</b>	Black
<b>GRAY</b>	Gray Granite
<b>WHITE</b>	White Granite
<b>NAVY</b>	Navy Blue
<b>GREEN</b>	Hunter Green
<b>COPPER</b>	Antique Copper

**COLORS AND FINISHES – PAGE 17**

**HEATED DISPLAY CASE MAXIMUM PAN CAPACITIES\***

Model		Pan Capacity	Optional Pan Skirt Frames
<b>GRCD-1P</b>		One (1) Full-Size Pan	One (1) SKIRT-1P
<b>GRCD-2P</b>		Two (2) Full-Size Pans	One (1) SKIRT-2P
<b>GRCD-3P</b>		Three (3) Full-Size Pans	One (1) SKIRT-3P
<b>GRCD-1PD</b>	<b>Top Shelf</b>	One (1) Half-Size Pan or One (1) 356 mm (14") Pizza Pan	None
	<b>Bottom Shelf</b>	One (1) Full-Size Pan	One (1) SKIRT-1P
<b>GRCD-2PD</b>	<b>Top Shelf</b>	One (1) Full-Size Pan and One (1) Third-Size Pan or Two (2) 356 mm (14") Pizza Pans	One (1) UPPERSKIRT-2P
	<b>Bottom Shelf</b>	Two (2) Full-Size Pans	One (1) SKIRT-2P
<b>GRCD-3PD</b>	<b>Top Shelf</b>	Two (2) Full-Size Pans or Three (3) 356 mm (14") Pizza Pans	One (1) UPPERSKIRT-3P
	<b>Bottom Shelf</b>	Three (3) Full-Size Pans	One (1) SKIRT-3P

\* All pan capacities shown are for non-humidified models. 64 mm (2 1/2") deep pans recommended for bottom shelf of humidified models.



## Glo-Ray® Heated Display Cases

Designed for “show and sell” areas in any foodservice operation, the Hatco Glo-Ray® Heated Display is perfect for hot food merchandising. Top and bottom heat combine to keep all food at that “just-made” taste and temperature longer.

- Thermostatically-controlled heated base (38°-93°C [100°-200°F]) to extend holding times
- Pre-focused infrared top heat directs heat to the outer edges where heat loss is greatest
- Constructed of aluminum and stainless steel with tempered glass
- Shatter-resistant incandescent lights illuminate the food product
- Exclusive cool base construction minimizes heat transfer, keeping exterior base cool
- Single or dual models, with or without humidity (bottom shelf only)
- Rollerless sliding doors



**GRHD-4PD** with optional *Designer* color and mirrored glass doors, and accessory food pans



**GRHDH-2P** with standard pan skirt, optional double side opening and accessory food pans

### DISPLAY CASES

Model†	No. of Bulbs	Dimensions (W x D x H) Height includes legs	Usable Heated Shelf Space W x D	Watts	Ship Weight
<b>Single Shelf</b>					
<b>GRHD-2P</b>	4	826 x 660 x 635 mm (32½" x 26" x 25")	712 x 546 mm (4½" x 21½")	940	54 kg (120 lbs.)
<b>GRHD-3P</b>	5	1156 x 660 x 635 mm (45½" x 26" x 25")	1042 x 546 mm (4½" x 21½")	1350	65 kg (143 lbs.)
<b>GRHD-4P*</b>	6	1486 x 660 x 635 mm (58½" x 26" x 25")	1372 x 546 mm (4½" x 21½")	1785	98 kg (215 lbs.)
<b>Dual Shelf</b>					
<b>GRHD-2PD</b>	6	826 x 660 x 762 mm (32½" x 26" x 30")	712 x 546 mm (4½" x 21½")	1310	68 kg (150 lbs.)
<b>GRHD-3PD</b>	8	1156 x 660 x 762 mm (45½" x 26" x 30")	1042 x 546 mm (4½" x 21½")	1755	86 kg (188 lbs.)
<b>GRHD-4PD*</b>	8	1486 x 660 x 762 mm (58½" x 26" x 30")	1372 x 546 mm (4½" x 21½")	2480	104 kg (230 lbs.)
<b>Single Shelf with Humidity*</b>					
<b>GRHDH-2P</b>	4	826 x 660 x 635 mm (32½" x 26" x 25")	712 x 546 mm (4½" x 21½")	1190	57 kg (125 lbs.)
<b>GRHDH-3P</b>	5	1156 x 660 x 635 mm (45½" x 26" x 25")	1042 x 546 mm (4½" x 21½")	1600	74 kg (162 lbs.)
<b>GRHDH-4P*</b>	6	1486 x 660 x 635 mm (58½" x 26" x 25")	1372 x 546 mm (4½" x 21½")	2285	98 kg (215 lbs.)
<b>Dual Shelf with Humidity*</b>					
<b>GRHDH-2PD</b>	6	826 x 660 x 762 mm (32½" x 26" x 30")	712 x 546 mm (4½" x 21½")	1560	80 kg (175 lbs.)
<b>GRHDH-3PD</b>	8	1156 x 660 x 762 mm (45½" x 26" x 30")	1042 x 546 mm (4½" x 21½")	2005	85 kg (188 lbs.)
<b>GRHDH-4PD*</b>	8	1486 x 660 x 762 mm (58½" x 26" x 30")	1372 x 546 mm (4½" x 21½")	2980	109 kg (240 lbs.)

† 220V, 240V available with CE Mark.

\* Available in 120/208-240V.

\* Humidity on bottom shelf only. Includes pan skirt on bottom shelf (pan skirts accommodate 64 mm H [2½"] pans).

**All Display Case Models Feature:**

**Voltage:** All Single Shelf Models, GRHD-2PD, GRHD-3PD, GRHDH-2PD, GRHDH-3PD: 120, 220 or 240, single phase.

GRHDH-4P, GRHD-4PD, GRHDH-4PD: 120, 120/208, 120/240, 220 or 240, single phase.

**Water Reservoir Capacity:** 2-Pan and 3-Pan Humidified Models: 3 liters (3 quarts).

4-Pan Humidified Models: 6 liters (6 quarts).

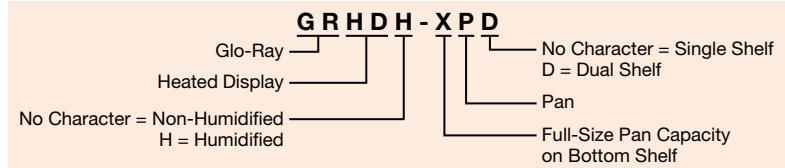
**Doors:** Separate rollerless sliding door per shelf.

**Cord Location:** Control side at right base corner.

**OPTIONS – PAGE 15**

**WATER QUALITY REQUIREMENTS – PAGE 16**

ALL GLO-RAY® METAL SHEATHED HEATING ELEMENTS WARRANTED AGAINST BURNOUT AND BREAKAGE FOR TWO (2) YEARS.  
ALL GLO-RAY® BLANKET HEATING ELEMENTS WARRANTED AGAINST BURNOUT FOR ONE (1) YEAR.







**GRHD-4PD** with optional pan skirts  
 Top shelf: one (1) **UPPERSKIRT-4P**  
 Bottom shelf: one (1) **SKIRT-4P**

**OPTIONS** (available at time of purchase only)

**Pan Skirt for 64 mm D (2½") Pans on bottom shelf (standard on Humidified models) –**

<b>SKIRT-2P</b>	2-Pan model in lieu of Pan Rail
<b>SKIRT-3P</b>	3-Pan model in lieu of Pan Rail – consists of one (1) <b>SKIRT-1P</b> and one (1) <b>SKIRT-2P</b>
<b>SKIRT-4P</b>	4-Pan model in lieu of Pan Rail – consists of two (2) <b>SKIRT-2P</b>

**Pan Skirt for upper shelf in lieu of Pan Stop –**

<b>UPPERSKIRT-2P</b>	2-Pan models
<b>UPPERSKIRT-3P</b>	3-Pan models
<b>UPPERSKIRT-4P</b>	4-Pan models

<b>FLIP</b>	Flip-Up Doors on control side in lieu of Glass Sliding Doors
-------------	--

**Sliding Door in lieu of Fixed Glass Customer Panel –**

<b>SLIDE-2P</b>	Per opening
<b>SLIDE-3P</b>	Per opening
<b>SLIDE-4P</b>	Per opening

**Flip-Up Door in lieu of Fixed Glass Customer Panel –**

<b>FLIP-2P</b>	Per opening
<b>FLIP-3P</b>	Per opening
<b>FLIP-4P</b>	Per opening

**Mirror Glass Sliding Door in lieu of Rear Sliding Door –**

<b>MIRROR-2P</b>	Per opening
<b>MIRROR-3P</b>	Per opening
<b>MIRROR-4P</b>	Per opening

**OPTIONS** (available at time of purchase only)

**Designer Colors – Non-standard colors are non-returnable – Stainless Steel Standard –**

<b>RED</b>	Warm Red
<b>BLACK</b>	Black
<b>GRAY</b>	Gray Granite
<b>WHITE</b>	White Granite
<b>NAVY</b>	Navy Blue
<b>GREEN</b>	Hunter Green
<b>COPPER</b>	Antique Copper

**FOOD PANS AND TRIVETS – PAGE 16**  
**COLORS AND FINISHES – PAGE 17**

**HEATED DISPLAY CASE MAXIMUM PAN CAPACITIES\***

Model	Pan Capacity	Optional Pan Skirt Frames
<b>GRHD-2P</b>	Two (2) Full-Size Pans	One (1) SKIRT-2P
<b>GRHD-3P</b>	Three (3) Full-Size Pans	One (1) SKIRT-3P
<b>GRHD-4P</b>	Four (4) Full-Size Pans	One (1) SKIRT-4P
<b>GRHD-2PD</b>	<b>Top Shelf</b> Two (2) Half-Size Pans or Two (2) 356 mm (14") Pizza Pans	One (1) UPPERSKIRT-2P
	<b>Bottom Shelf</b> Two (2) Full-Size Pans	One (1) SKIRT-2P
<b>GRHD-3PD</b>	<b>Top Shelf</b> Three (3) Half-Size Pans or Three (3) 356 mm (14") Pizza Pans	One (1) UPPERSKIRT-3P
	<b>Bottom Shelf</b> Three (3) Full-Size Pans	One (1) SKIRT-3P
<b>GRHD-4PD</b>	<b>Top Shelf</b> Two (2) Full-Size Pans or Four (4) Half-Size Pans or Four (4) 356 mm (14") Pizza Pans	One (1) UPPERSKIRT-4P
	<b>Bottom Shelf</b> Four (4) Full-Size Pans	One (1) SKIRT-4P

\* All pan capacities shown are for non-humidified models. 64 mm (2½") deep pans recommended for bottom shelf of humidified models.



GR2SDS-48D with standard Designer Black inset panels and corner caps


### Food Pans And Trivets



ALUM PAN



ST PANS  
ST PAN 1/3  
ST PAN 1/2  
ST PAN 2  
ST PAN 4



TRIVETS  
TRIVET (1/2)SS  
TRIVET SS

#### FOOD PANS

Model	Description
ALUM PAN	Half-Size Sheet Pan – 457 W x 330 D mm (18" x 13")
ST PAN 1/3	Third-Size Stainless Steel Pan – 324 W x 175 D x 64 H mm (12¾" x 6⅞" x 2½")
ST PAN 1/2	Half-Size Stainless Steel Pan – 324 W x 264 D x 64 H mm (12¾" x 10⅜"D x 2½")
ST PAN 2	Full-Size Stainless Steel Pan – 324 W x 527 D x 64 H mm (12¾" x 20¾" x 2½")
ST PAN 4	Full-Size Stainless Steel Pan – 324 W x 527 D x 102 H mm (12¾" x 20¾" x 4")

#### FOOD PANS AND TRIVETS

Model	Description
Wire Trivets Stainless – TRIVET (1/2)SS	Half-Size – 259 W x 194 D mm (10⅜" x 7⅞")
TRIVET SS	Full-Size – 257 W x 457 D mm (10⅞" x 18")

### Water Quality Requirements

Water supply in excess of 3.0 grains of hardness per gallon (GPG) must be treated and softened before being used. Water containing over 3.0 GPG will decrease the efficiency and reduce the operating life of the unit.

**NOTE:** Product failure caused by liming or sediment buildup is not covered under warranty.

HXMS-36D in standard *Designer Black* with optional red LED accent lighting



### Paint Chip and Stone Sample Colors

#### DESIGNER COLORS



#### GLOSS FINISHES



#### SIMULATED STONE COLORS\*



*Colors are a representation and may not exactly match our colors. Consult factory for possible color matching options on these colors. Non-standard colors are non-returnable.*

To order a Hatco Paint Chip & Stone Sample Colors Sheet, visit [www.hatcocorp.com](http://www.hatcocorp.com) / Order Literature / Sales Literature / Sell Sheets.





Scan with web-enabled  
mobile device to visit  
[www.hatcocorp.com](http://www.hatcocorp.com)

## Hatco Corporation

P.O. BOX 340500 | Milwaukee, WI 53234-0500 USA

800-558-0607 | 414-671-6350

[www.hatcocorp.com](http://www.hatcocorp.com) | [support@hatcocorp.com](mailto:support@hatcocorp.com)