



Drawer Warmer Solutions

*Cafeterias • Convenience Stores
Restaurants & Cafés • Clubs & Bars • Concessions*



HRDW-2U-1 with standard utensil well and utensil pan (lid and pot not included) *pg. 2*



CDW-3N *pg. 3*



HDW-2 with 152 mm (6") deep food pans *pg. 4*



HDW-3 with 152 mm (6") deep food pans *pg. 4*



HDW-2B in optional *Designer Warm Red* *pg. 4*



HDW-1R2 with new optional touchscreen control *pg. 4*



Drawer Warmer Solutions

Rice Drawer Warmers

Hatco's Rice Drawer Warmer is designed to keep rice hot and at desired consistency until served.

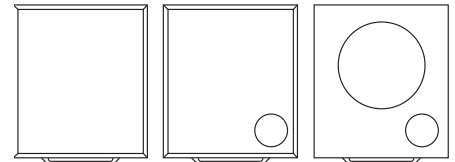
The Rice Drawer Warmer holds rice in the same pot it's prepared in, reducing pan-to-pan transfer time and labor.

With a digital electronic temperature control, this unit provides even heat throughout the holding cavity. With all around insulation, these drawer warmers provide excellent energy efficiency.

- Drawers accept Panasonic 5.4 liter (23 cup) rice pots (pots and lids not available)
- Drawers accept Town 7 liter (30 cup) rice pots with accessory Town 7 liter (30 cup) pot drawer adapters (pots and lids not available)
- Allows one (1) pot per drawer of cooked rice for long term holding, with the option of serving from a third pot in the top heated well (HRDW-2U-1 only)
- Stainless steel construction, including back panel, handles the rigors of daily kitchen use
- Heavy-duty drawers and robust telescopic drawer slides makes pan removal easy and efficient
- Stainless steel utensil well and utensil pan included with HRDW-2U and HRDW-2U-1 models only
- Adjustable t-stat with knob for optimal rice holding in top well (HRDW-2U-1 only)
- Raised beveled edge on top of HRDW-2, HRDW-2U models only



HRDW-2U-1 with accessory hinged lid, and standard utensil well and utensil pan



HRDW-2

HRDW-2U

HRDW-2U-1

RICE DRAWER WARMERS

Model†	Dimensions W x D x H		Voltage		Watts	Amps	Ship Weight*
			Single Phase				
HRDW-2	513 x 599 x 917 mm	(20¼" x 23¾" x 36⅞")	120	700	5.8	55 kg (121 lbs.)	
HRDW-2U	513 x 599 x 917 mm	(20¼" x 23¾" x 36⅞")	120	700	5.8	56 kg (123 lbs.)	
HRDW-2U-1	513 x 599 x 917 mm	(20¼" x 23¾" x 36⅞")	120	1150	9.6	59 kg (128 lbs.)	

† CE Mark not available.

* Includes 32 mm (1¼") for drawer handle.

* Does not include packaging.

All Rice Drawer Warmer Models Feature:

Plug: NEMA 5-15P.


Models Shipped with: A utensil pan (HRDW-2U and HRDW-2U-1 only), 102 mm (4") casters and a 1829 mm (6') cord & plug set.

Cord Location: Back of unit, upper left corner.

ACCESSORIES (available for purchase at any time)

HRDW-LID Hinged Aluminum Lid for top rice well (HRDW-2U-1 only)

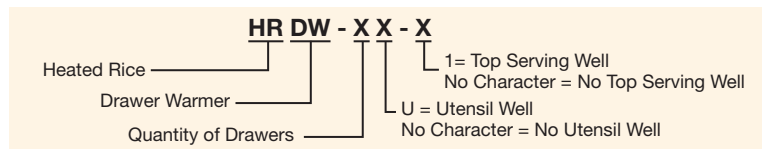
HRDW-TOWN30 One (1) Drawer Adapter for Town 7 liter (30 Cup) Rice Pots (one per drawer required)



HRDW-LID



HRDW-TOWN30



Convected Drawer Warmer

This Hatco unit is designed to keep a variety of food products hot and flavor-fresh until served. With a single non-humidified cavity and a single electronic temperature control, this unit provides even, dry heat for food products that do not require humidity. With insulated top, sides and back, these drawer warmers provide excellent energy efficiency.

- Digital electronic controller for easy programming
- Low velocity convected air system provides even temperature throughout the cabinet
- Tough, durable chrome handles that are angled to avoid contact from passing carts
- Narrow width fits most kitchen footprints
- Heavy-duty drawer slides with nylon rollers
- Includes three (3) full-size pans



CDW-3N

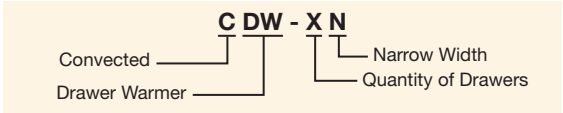
CONVECTED DRAWER WARMER

Model†	Dimensions W x D* x H	Watts	Ship Weight
CDW-3N	421 x 774 x 762 mm (16 ⁵ / ₈ " x 30 ¹ / ₂ " x 30")	933	81 kg (179 lbs.)

† 230V available with CE Mark.
* Includes 32 mm (1¹/₄") depth for drawer handle.

All Convected Drawer Warmer Models Feature:
Voltage: 120 or 230, single phase.
Models Shipped with: One (1) 6" deep food pan per drawer, low profile 51 mm (2") casters and a 1829 mm (6') cord & plug set.
Cord Location: Back of unit, top right corner.

FOOD PANS AND TRIVETS – PAGE 6





Drawer Warmer Solutions

Drawer Warmers

Hold everything from meat to vegetables to rolls in the Hatco Drawer Warmers. Built for tough kitchen duty with rugged construction and heavy-duty hardware, these warmers keep a variety of foods hot and fresh until served.

- Standard and narrow widths
- 1-, 2-, 3- or 4-drawer freestanding or 1-, 2- or 3-drawer built-in models
- Completely insulated individual cavities provide maximum energy efficiency
- 12-gauge stainless steel heavy-duty drawer slides with nylon rollers
- Stainless steel interior
- Each drawer has a food pan, a recessed individual thermostatic control, a temperature monitor, vent slides and a power switch
- Standard width Drawer Warmer pans lift straight out of drawer (HDW-1N, -2N and -3N models requiring tipping the pan to install)
- Each drawer of the HDW-1R2 and HDW-2R2 will accommodate one (1) half-size sheet pan



HDW-2 with accessory 152 mm (6") stainless steel legs



HDW-3B



HDW-2R2 with optional touchscreen control

DRAWER WARMERS

Model	Dimensions* W x D x H	Voltage† Single Phase	Watts	Ship Weight Includes weight of pans
Freestanding				
HDW-1	749 x 575 x 279 mm (29½" x 22½" x 11")	120, 208, 220, 240	450	44 kg (97 lbs.)
HDW-2	749 x 575 x 537 mm (29½" x 22½" x 21½")	120, 208, 220, 240	900	76 kg (168 lbs.)
HDW-3	749 x 575 x 794 mm (29½" x 22½" x 31¼")	120, 208, 220, 240	1350	106 kg (232 lbs.)
HDW-4	749 x 575 x 1051 mm (29½" x 22½" x 41¾")	120, 208, 220, 240	1800	134 kg (296 lbs.)
Freestanding Narrow				
HDW-1N	530 x 686 x 279 mm (20⅞" x 27" x 11")	120, 208, 220, 240	450	38 kg (83 lbs.)
HDW-2N	530 x 686 x 537 mm (20⅞" x 27" x 21½")	120, 208, 220, 240	900	76 kg (168 lbs.)
HDW-3N	530 x 686 x 794 mm (20⅞" x 27" x 31¼")	120, 208, 220, 240	1350	106 kg (232 lbs.)
Built-In				
HDW-1B	715 x 568 x 248 mm (28¼" x 22⅜" x 9⅞")	120, 208, 220, 240	450	40 kg (88 lbs.)
HDW-2B	715 x 568 x 506 mm (28¼" x 22⅜" x 20")	120, 208, 220, 240	900	72 kg (159 lbs.)
HDW-3B	715 x 568 x 763 mm (28¼" x 22⅜" x 30⅞")	120, 208, 220, 240	1350	106 kg (232 lbs.)
Built-In Narrow				
HDW-1BN	494 x 679 x 248 mm (19½" x 26¾" x 9⅞")	120, 208, 220, 240	450	40 kg (88 lbs.)
HDW-2BN	494 x 679 x 506 mm (19½" x 26¾" x 20")	120, 208, 220, 240	900	72 kg (159 lbs.)
HDW-3BN	494 x 679 x 763 mm (19½" x 26¾" x 30⅞")	120, 208, 220, 240	1350	106 kg (232 lbs.)

* 220V and 240V available with CE Mark. Not available with optional digital temperature control.

† Add 32 mm (1¼") to depth for drawer handle. Height does not include legs/casters for freestanding models. Width and height excludes front mounting flange for built-in models.

All Drawer Warmer Models Feature:

Freestanding Models Shipped with: One (1) 152 mm (6") deep food pan per drawer, 102 mm (4") plastic legs and a 1829 mm (6') cord & plug set.

Built-In Models Shipped with: One (1) 152 mm (6") deep food pan per drawer and a 1219 mm (48") flexible conduit.

Cord Location for Freestanding Models: Back of unit, lower left corner.

SPLIT DRAWER WARMERS

Model†	Dimensions* W x D x H	Voltage* Single Phase	Watts	Ship Weight Includes weight of pans
HDW-1R2	746 x 419 x 378 mm (28⅞" x 16⅝" x 14⅞")	120, 208, 220, 240	690	41 kg (90 lbs.)
HDW-2R2	746 x 419 x 610 mm (28⅞" x 16⅝" x 24")	120, 208, 220, 240	1290	61 kg (135 lbs.)

* CE Mark not available.

† Add 32 mm (1¼") to depth for drawer handle. Height includes legs.

* 120V uses NEMA 5-15P. BS-1364, 7/7 Schuko or AS-3112 for 208V, 220V and 240V.

All Split Drawer Warmers Models Feature:

Models Shipped with: Two (2) 64 mm (2½") deep food pans (four [4] for HDW-2R2 models), 102 mm (4") plastic legs and a 1829 mm (6') cord & plug set.

Cord Location: Back of unit, lower left corner.

MODEL DESIGNATION – PAGE 5

OPTIONS AND ACCESSORIES – PAGE 5

ALL DRAWER WARMER HEATING ELEMENTS, SLIDES AND ROLLERS ARE WARRANTED AGAINST BURNOUT OR BREAKAGE FOR TWO (2) YEARS.

BUILT-IN CUTOUT REQUIREMENTS

Model	Width	Depth‡	Height
HDW-1B	720 mm (28⅞")	610 mm (24")	257 mm (10⅞")
HDW-2B	720 mm (28⅞")	610 mm (24")	514 mm (20¼")
HDW-3B	720 mm (28⅞")	610 mm (24")	771 mm (30⅜")
HDW-1BN	500 mm (19¾")	720 mm (28⅞")	257 mm (10⅞")
HDW-2BN	500 mm (19¾")	720 mm (28⅞")	514 mm (20¼")
HDW-3BN	500 mm (19¾")	720 mm (28⅞")	771 mm (30⅜")

‡ Depth includes 38 mm (1½") for conduit connector.

OPTIONS (available at time of purchase only)


Designer Drawer Front Colors per drawer – Non-standard colors are non-returnable – Stainless Steel Standard –

RED	Warm Red
BLACK	Black
GRAY	Gray Granite
WHITE	White Granite
NAVY	Navy Blue
GREEN	Hunter Green
COPPER	Antique Copper
TTC - 1R2	Temperature Control Timer – 6-Channel Control Touchscreen Display for HDW-1R2 (120V only)
TTC - 2R2	Temperature Control Timer – 6-Channel Control Touchscreen Display for HDW-2R2 (120V only)
HDW-ITC	Digital Temperature Control (required on all drawers) – excludes HDW-1R2, -2R2 models
OS-PAN	Oversized Drawer Frame and Pan (508 x 381 x 127 mm [20" x 15" x 5"]) in lieu of standard drawer with Pan (standard width models only) – excludes HDW-1R2, -2R2 models
BIS DRAWER	Biscuit Pan Drawer (accommodates two [2] 457 x 330 mm [18" x 13"] Half-Size Sheet Pans – not included) in lieu of standard drawer with Pan (standard width models only) – excludes HDW-1R2, -2R2 models
HDW-CHIP	Chip Guard (excludes HDW-1R2, -2R2 models)
RD-NOVENT	No Drawer Vents (HDW-1R2, -2R2 models only)

ACCESSORIES (available for purchase at any time)

HDW-TRIVET	Custom Trivet raises food product 13 mm (1/2") off bottom of Full-Size Pan – 445 x 242 x 13 mm (17 1/2" x 9 1/2" x 1/2")
HDW 6" LEG	152 mm (6") Adjustable Stainless Steel Legs (standard on HDW-4 model)
HDW-CASTER-2	51 mm (2") dia. Casters – all swivel, 2 lock – adds 57 mm (2 1/2") to height of unit (HDW-1, -2, -3 models only)
HDW-CASTER-3	76 mm (3") dia. Locking Casters – all swivel, all lock – adds 108 mm (4 1/4") to height of unit (HDW-1, -2, -3 models only)
HDW-CASTER-5	127 mm (5") dia. Locking Casters – all swivel, all lock – adds 159 mm (6 1/4") to height of unit (excludes HDW-1R2, -2R2 models)
HDW-SPILL	Water/Spillage Pan – one per drawer (excludes HDW-1R2, -2R2 models, and BIS Drawer and OS-Pan options)
HDW-SPLASH	Splash Baffle – one per drawer (excludes HDW-1R2, -2R2 models, and BIS Drawer and OS-Pan options)

FOOD PANS AND TRIVETS – PAGE 6
COLORS AND FINISHES – PAGE 6



HDW-TRIVET




HDW 6" LEG



CASTERS

HDW-CASTER-2 all swivel, 2 lock
HDW-CASTER-3 all swivel, all lock
HDW-CASTER-5 all swivel, all lock



HDW-SPLASH



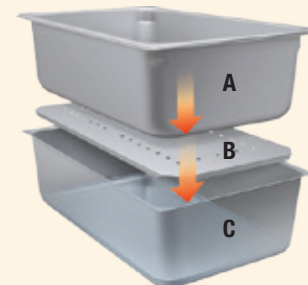
TTC-1R2, -2R2 option
Shown: Temperature and timer touchscreen control



HDW-ITC option
ITC - Digital temperature control

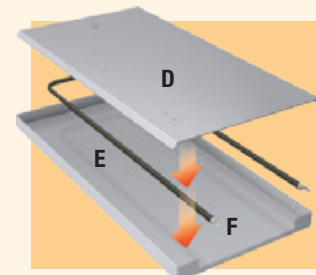


BIS DRAWER option
Biscuit pan drawer (pans not included)



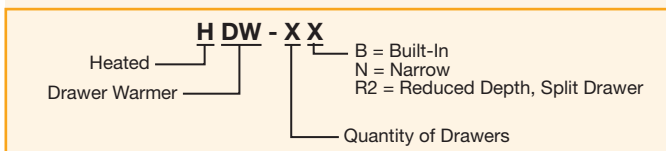
Additional Humidity

- A. Stainless steel food pan
- B. **HDW-SPLASH accessory**
Splash baffle
- C. **HDW-SPILL accessory**
Water/spillage pan (add 6 mm [1/4"] of water)



Prevents chips from reaching the element

- D. Heat shield (included)
- E. Heating element (included)
- F. **HDW-CHIP option**
Chip guard (standard width shown)





Drawer Warmer Solutions


Food Pans And Trivets



ST PANS
ST PAN 1/3
ST PAN 1/2
ST PAN 2
ST PAN 4



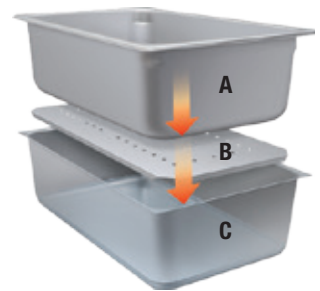
ALUM PAN



HDW TRIVET



HDW 6" PAN



Additional Humidity
A. Stainless steel food pan
B. **HDW-SPLASH accessory**
Splash baffle
C. **HDW-SPILL accessory**
Water/spillage pan (add 6 mm [1/4"] of water)

FOOD PANS


Model	Description
ALUM PAN	Half-Size Sheet Pan – 457 W x 330 D mm (18" x 13")
ST PAN 1/3	Third-Size Stainless Steel Pan – 324 W x 175 D x 64 H mm (12 ³ / ₄ " x 6 ⁷ / ₈ " x 2 ¹ / ₂ ")
ST PAN 1/2	Half-Size Stainless Steel Pan – 324 W x 264 D x 64 H mm (12 ³ / ₄ " x 10 ³ / ₈ " D x 2 ¹ / ₂ ")
ST PAN 2	Full-Size Stainless Steel Pan – 324 W x 527 D x 64 H mm (12 ³ / ₄ " x 20 ³ / ₄ " x 2 ¹ / ₂ ")
ST PAN 4	Full-Size Stainless Steel Pan – 324 W x 527 D x 102 H mm (12 ³ / ₄ " x 20 ³ / ₄ " x 4")

FOOD PANS AND TRIVETS

Model	Description
HDW-TRIVET	Custom Trivet raises food product 13 mm (1/2") off bottom of Full-Size Pan
HDW-SPILL	Water/Spillage Pan – one per drawer (excludes HDW-1R2, -2R2 models)
HDW-SPLASH	Splash Baffle – one per drawer (excludes HDW-1R2 model)
HDW 6" PAN	Full-Size Stainless Steel Food Pan – 324 W x 527 D x 152 H mm (12 ³ / ₄ " x 20 ³ / ₄ " x 6")



HDW-SPLASH




TRIVETS
TRIVET (1/2)SS
TRIVET SS

TRIVETS

Model	Description
Wire Trivets Stainless –	
TRIVET (1/2)SS	Half-Size – 259 W x 194 D mm (10 ³ / ₁₆ " x 7 ⁵ / ₈ ")
TRIVET SS	Full-Size – 257 W x 457 D mm (10 ¹ / ₈ " x 18")

Paint Chip Sample Colors


DESIGNER COLORS



Warm Red



Black



**Gray
Granite**



**White
Granite**



**Navy
Blue**



**Hunter
Green**



**Antique
Copper**

Colors are a representation and may not exactly match our colors. Consult factory for possible color matching options on these colors. Non-standard colors are non-returnable.

To order a Hatco Paint Chip & Stone Sample Colors Sheet, visit www.hatcocorp.com / Order Literature / Sales Literature / Sell Sheets.



Scan with web-enabled
mobile device to visit
www.hatcocorp.com

Hatco Corporation

P.O. BOX 340500 | Milwaukee, WI 53234-0500 USA

800-558-0607 | 414-671-6350

www.hatcocorp.com | support@hatcocorp.com